



# City of Wilsonville Police

October 2021

On October 17, a pedestrian was struck by a newer red sedan vehicle, being driven by a blond-haired male. The victim, an adult male, had been in a crosswalk along SW Wilsonville Rd, walking westbound, at the intersection where northbound I-5 traffic exits from the highway into Wilsonville.

The victim was taken to an area hospital with superficial injuries

The driver of the red sedan failed to stop at the scene or attempt contact with police.

If you have information regarding this incident, please contact the Clackamas County Sheriff's Office tip line at 503-723-4949. Refer to case number 21-022415.

Here's an excellent link to Oregon crosswalk laws:

[OregonCrosswalkLawsENG.pdf](#)



Halloween came and went in Wilsonville without much fuss this year, for which we were thankful.



**Wilsonville Police Department**

## MISSING / ENDANGERED JUVENILE



**ERANDY GUTIERREZ 16**

- HISPANIC FEMALE
- PINK HAIR / EYES
- LAST SEEN 10/22/2021, WILSONVILLE, OR

**If located call or text 911**

Erandy Gutierrez, 16, was reported missing from her Wilsonville home by family on October 22. She was thought to be in the company of Amador Grey, 21, of Lake Oswego. On November 1, Erandy was located safe and returned to family.

We are grateful for the public's response in this matter, and the aid received from several surrounding law enforcement agencies.

Wilsonville continues to see a number of thefts from and of vehicles, as well as a number of vehicles stolen elsewhere abandoned within the City's limits.

This type of crime is not unique to Wilsonville, there's been an upturn in the greater Portland area.

We ask that people continue removing articles of value from their cars, locking their doors, setting alarms, and taking protective measures to secure property.

Watch out for one another. We encourage anyone who believes they're witnessing something, to please contact non-emergency at 503-655-8211 or 9-1-1, dependent on the situation, immediately. This gives us our best chance at catching someone involved in criminal activity.

WILSONVILLE  
MONTHLY ACTIVITY REPORT  
October 2021

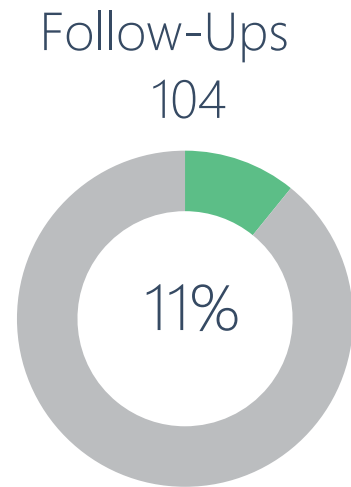
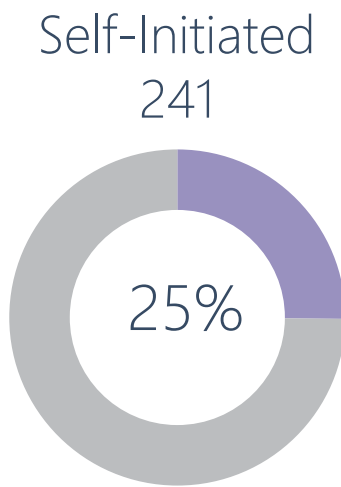
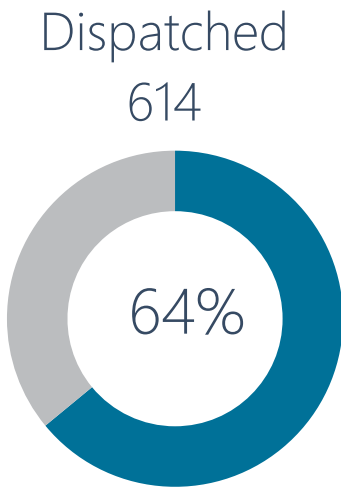
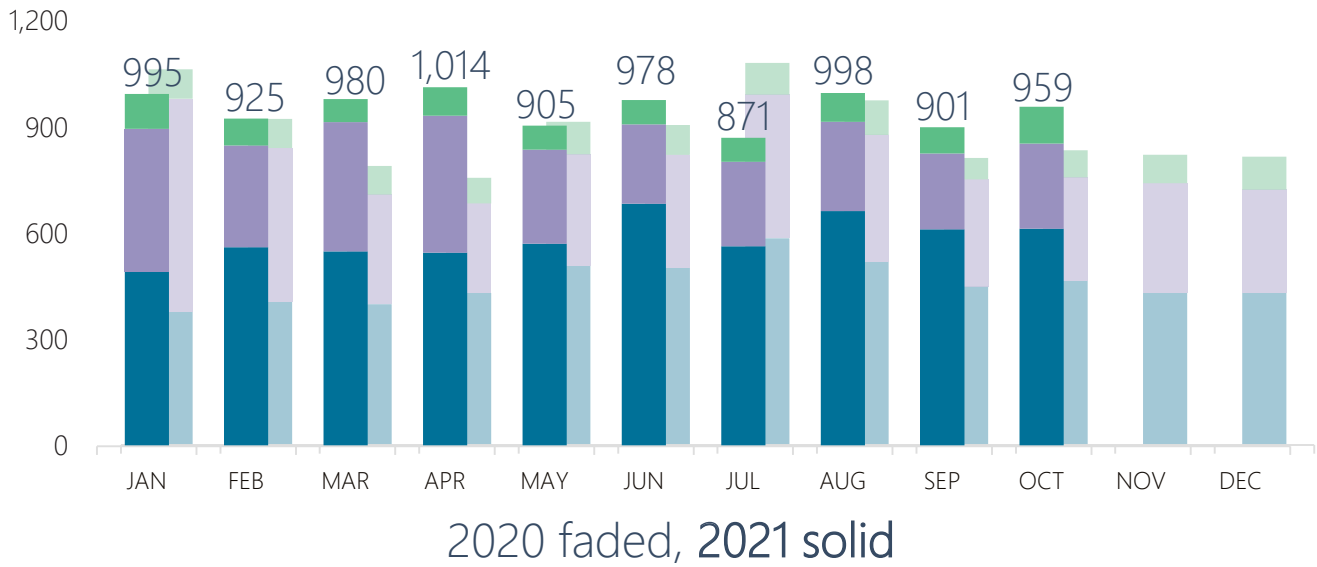


CITY OF WILSONVILLE POLICE DEPARTMENT  
30000 SW Town Center Loop  
Wilsonville, OR 97070

In Partnership with



**Clackamas County  
Sheriff's Office**



19.8

Daily Average Calls

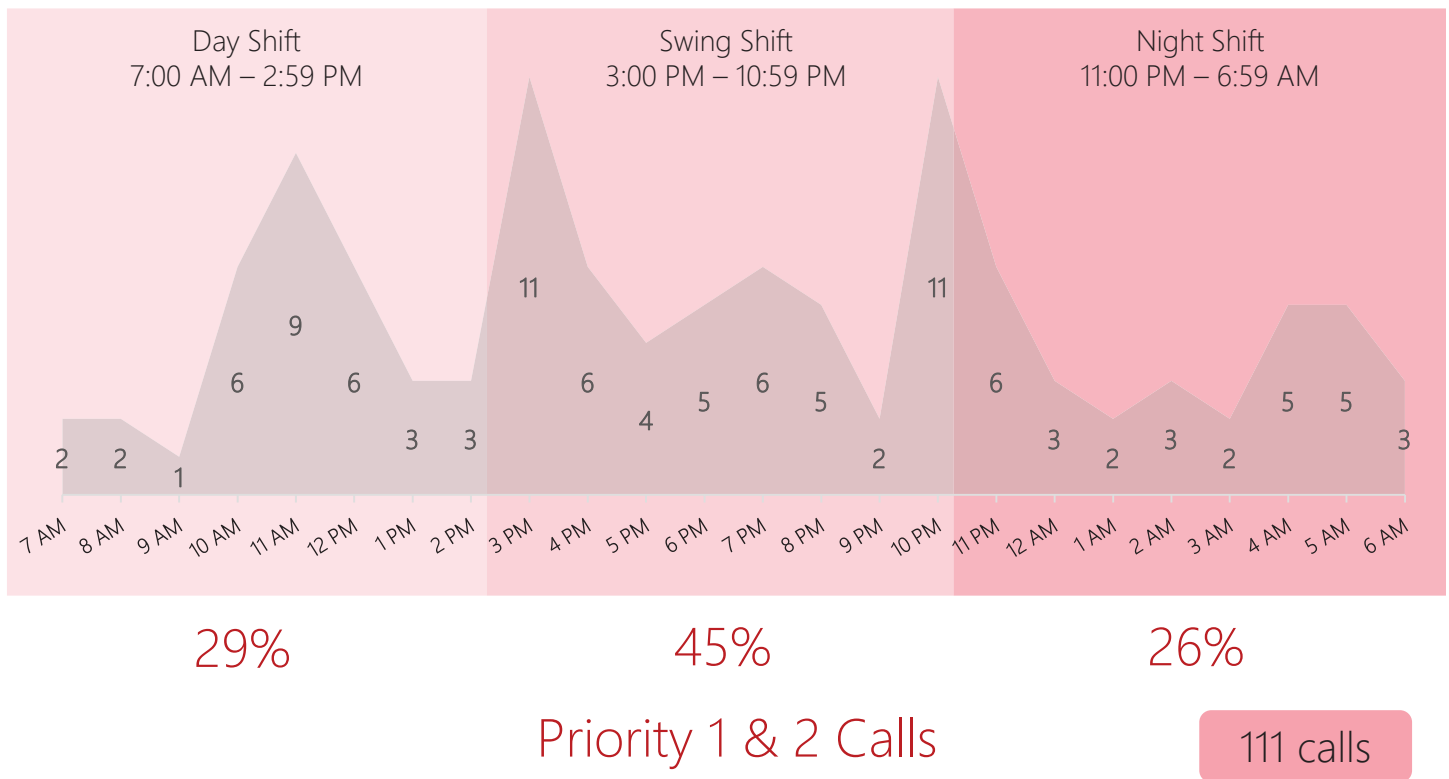
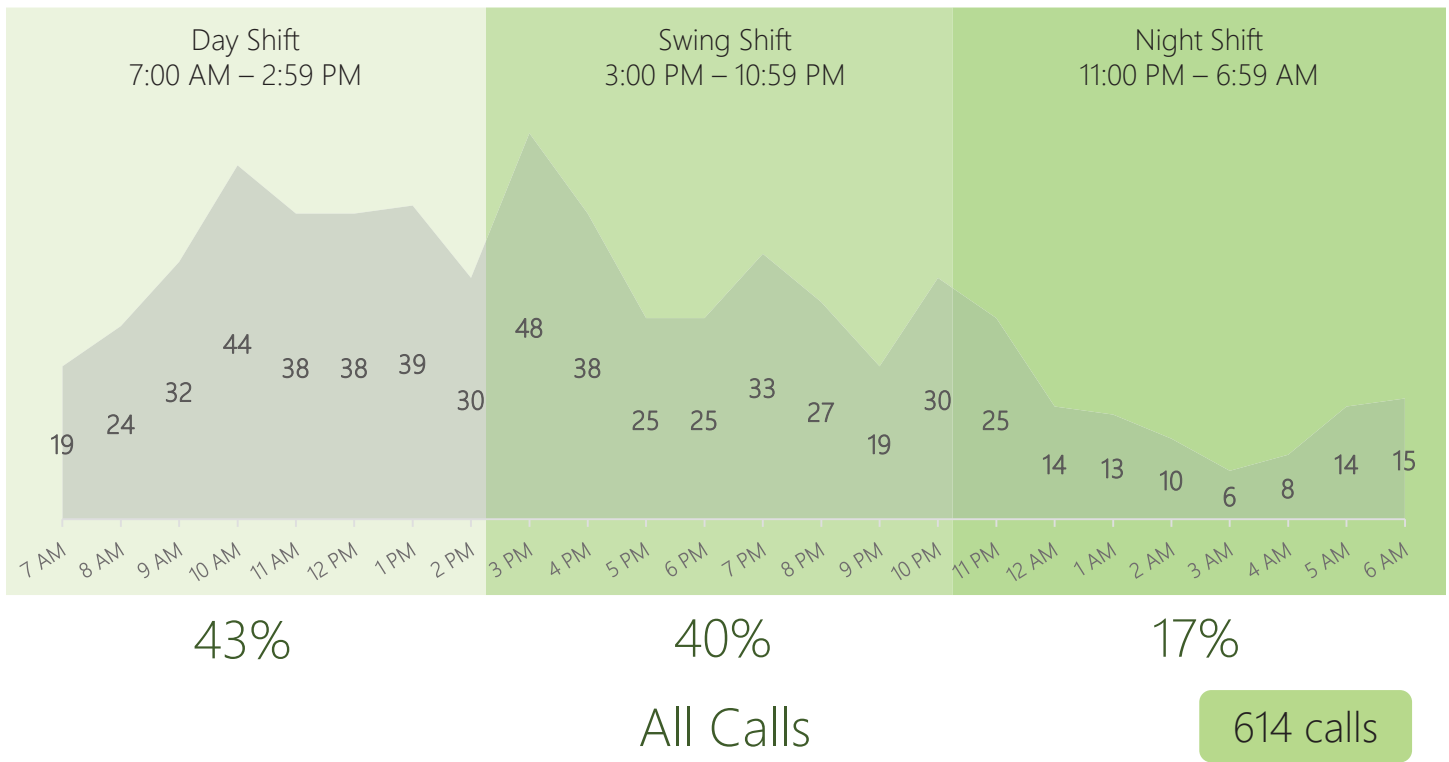
7.8

3.4

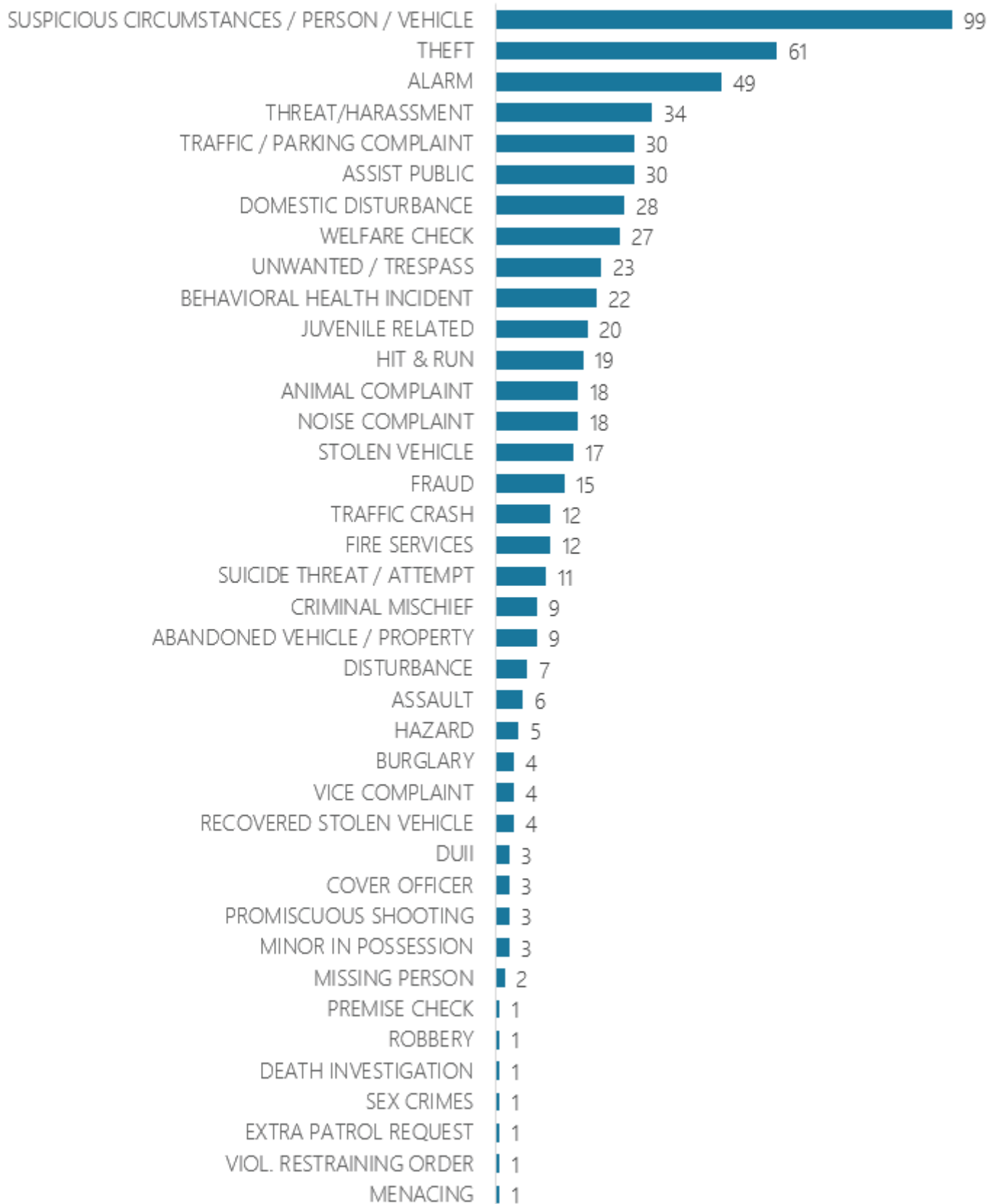
Median Hold & Response Times for Dispatched Calls

Duration Type	All Calls	Priority 1 & 2 Calls
Hold Duration (Input to Dispatch)	4:21	2:14
Response Duration (Dispatch to Arrival)	7:11	7:04

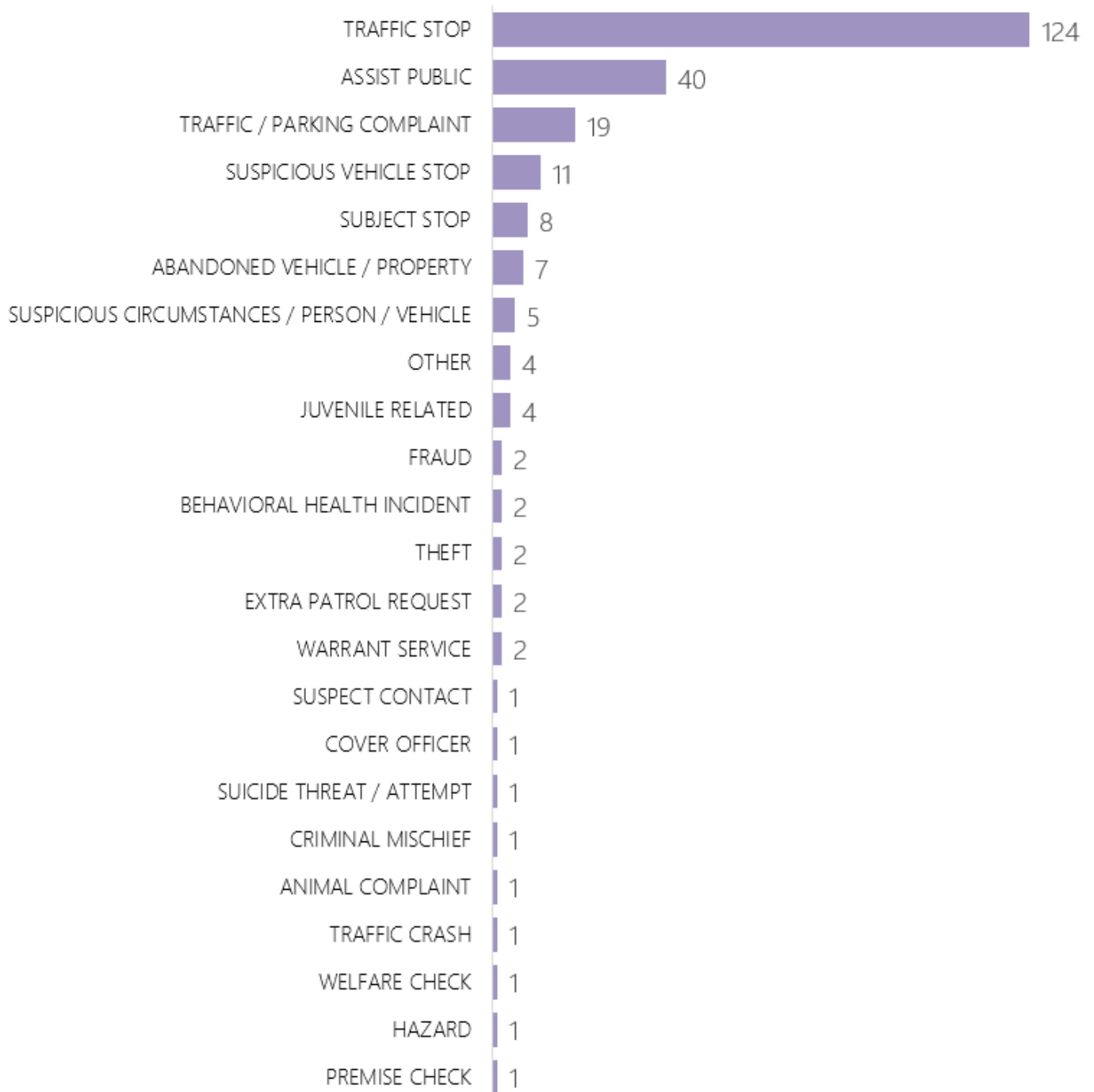
**Dispatched** Calls for Service Breakdown by Hour of Day & Shift Time Groupings  
(not actual breakdown of Wilsonville PD shift schedules)



## Dispatched Call Types

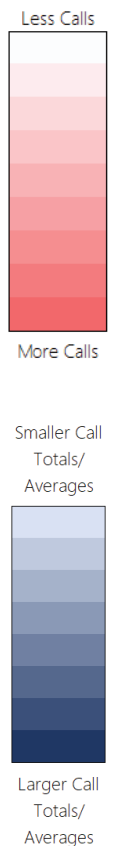


## Self-Initiated Call Types



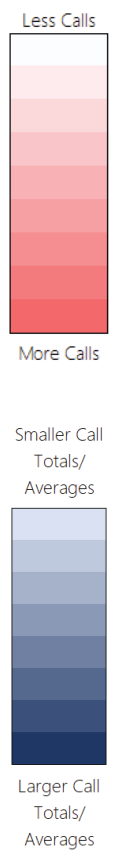


Dispatched Call Types	2020		2021										Rolling Monthly Average
	Nov	Dec	Jan	Feb	Mar	Apr	May	Jun	Jul	Aug	Sep	Oct	
ABANDONED VEHICLE / PROPERTY	10	6	7	7	10	18	16	12	8	9	15	9	10.6
ALARM (2nd)	60	38	48	69	49	49	63	83	54	45	44	49	54.3
ANIMAL COMPLAINT	10	18	13	17	21	17	9	35	24	24	23	18	19.1
ASSAULT	2	2	4	7	3	2	3	13	0	9	4	6	4.6
ASSIST PUBLIC (5th)	30	28	31	34	24	31	41	44	38	41	24	30	33.0
BEHAVIORAL HEALTH INCIDENT	27	26	16	35	37	12	16	23	26	40	39	22	26.6
BURGLARY	3	8	3	1	3	0	7	6	10	7	5	4	4.8
COVER OFFICER	1	1	0	1	2	1	1	1	2	2	1	3	1.3
CRIMINAL MISCHIEF	14	16	7	7	6	12	8	19	13	8	10	9	10.8
DEATH INVESTIGATION	4	3	3	2	3	4	2	6	3	3	1	1	2.9
DISTURBANCE	6	7	7	7	4	10	4	9	4	8	6	7	6.6
DOMESTIC DISTURBANCE	22	25	35	32	33	32	39	29	23	32	23	28	29.4
DUII	12	6	4	6	3	6	7	5	7	4	4	3	5.6
EXTRA PATROL REQUEST	3	0	1	0	1	2	3	2	0	2	0	1	1.3
FIRE SERVICES	9	7	3	10	7	5	4	11	10	6	11	12	7.9
FRAUD	18	25	16	22	23	14	19	18	10	22	15	15	18.1
HAZARD	7	9	4	14	5	8	8	8	5	9	7	5	7.4
HIT & RUN	3	12	19	11	9	10	15	14	15	12	13	19	12.7
JUVENILE RELATED	13	18	10	10	10	14	25	21	12	15	22	20	15.8
LITTERING	0	0	1	0	0	0	1	1	1	0	2	0	0.5
MARINE PATROL	0	0	0	0	0	0	1	2	1	0	0	0	0.3
MARINE RESCUE	0	0	0	0	0	0	0	0	1	0	0	0	0.1
MENACING	0	0	0	1	3	1	2	1	1	1	0	1	0.9
MINOR IN POSSESSION	2	0	0	0	0	1	1	3	1	3	0	3	1.2
MISSING PERSON	3	6	7	1	5	4	4	1	3	2	6	2	3.7
NOISE COMPLAINT	7	3	15	9	6	13	12	10	15	16	8	18	11.0
OTHER	0	2	0	0	1	2	0	1	0	2	1	0	0.8
OVERDOSE	0	1	2	1	4	1	0	1	0	1	0	0	0.9
PREMISE CHECK	0	0	0	1	0	1	0	3	0	1	1	1	0.7
PROMISCUOUS SHOOTING	1	0	1	4	0	0	0	3	0	0	1	3	1.1
PROWLER	0	0	0	0	0	0	1	1	2	0	0	0	0.3
RECOVERED STOLEN VEHICLE	2	1	3	1	0	0	0	3	2	0	3	4	1.6
ROBBERY	0	0	1	0	0	0	0	1	0	0	0	1	0.3
SEX CRIMES	2	4	0	1	1	2	1	2	3	3	2	1	1.8
SHOOTING	0	1	0	0	0	1	0	0	0	0	0	0	0.2
STOLEN VEHICLE	7	7	8	7	7	1	6	11	2	15	13	17	8.4
SUICIDE THREAT / ATTEMPT	13	9	13	6	8	13	18	12	17	8	9	11	11.4
SUSPECT CONTACT	2	0	0	0	0	0	1	1	1	1	1	0	0.5
SUSPICIOUS CIRCUMSTANCES / PERSON / VEHICLE (1st)	70	77	68	74	78	88	91	89	78	78	103	99	82.8
THEFT (3rd)	39	47	46	46	37	46	23	39	38	70	51	61	45.3
THREAT/HARASSMENT	23	20	16	21	20	17	26	18	24	31	19	34	22.4
TRAFFIC / PARKING COMPLAINT	27	18	19	16	30	35	19	31	41	41	37	30	28.7
TRAFFIC CRASH	15	17	9	10	14	15	22	10	14	16	17	12	14.3
UNWANTED / TRESPASS	25	27	23	26	30	17	20	20	22	34	28	23	24.6
VICE COMPLAINT	3	4	0	3	5	7	4	3	3	3	2	4	3.4
VIOL. RESTRAINING ORDER	4	5	1	0	3	3	1	3	2	3	4	1	2.5
WARRANT SERVICE	1	0	1	0	0	1	1	3	1	2	1	0	0.9
WELFARE CHECK (4th)	27	22	28	42	45	31	28	53	28	35	37	27	33.6
<b>Grand Total</b>	<b>527</b>	<b>526</b>	<b>493</b>	<b>562</b>	<b>550</b>	<b>547</b>	<b>572</b>	<b>685</b>	<b>565</b>	<b>664</b>	<b>613</b>	<b>614</b>	<b>576.5</b>



\*Top 5 dispatched call types in last 12 months in red

Self-Initiated Call Types	2020		2021										Rolling Monthly Average
	Nov	Dec	Jan	Feb	Mar	Apr	May	Jun	Jul	Aug	Sep	Oct	
ABANDONED VEHICLE / PROPERTY	9	6	2	5	4	4	5	10	6	10	8	7	6.3
ALARM	0	0	2	0	1	1	1	1	2	0	0	0	0.7
ANIMAL COMPLAINT	2	2	1	3	1	0	1	1	0	2	0	1	1.2
ASSAULT	0	0	1	0	0	0	0	0	0	0	0	0	0.1
ASSIST PUBLIC (3rd)	24	22	21	16	20	27	26	28	26	30	43	40	26.9
BEHAVIORAL HEALTH INCIDENT	1	0	0	2	0	1	0	0	0	1	1	2	0.7
BURGLARY	0	0	1	0	0	0	0	0	0	0	0	0	0.1
COVER OFFICER	0	0	0	0	0	0	0	0	0	0	0	1	0.1
CRIMINAL MISCHIEF	1	0	0	0	0	1	1	0	0	1	1	1	0.5
DISTURBANCE	0	1	0	0	0	0	0	0	0	0	0	0	0.1
DOMESTIC DISTURBANCE	0	1	1	1	0	0	0	1	1	1	0	0	0.5
DUII	0	0	0	0	0	0	0	1	0	0	0	0	0.1
EXTRA PATROL REQUEST	7	0	1	1	1	0	3	2	0	0	4	2	1.8
FIRE SERVICES	1	0	1	0	0	0	0	0	0	0	0	0	0.2
FRAUD	0	0	2	2	2	0	3	0	3	0	3	2	1.4
HAZARD	5	2	4	19	4	2	1	1	1	4	2	1	3.8
HIT & RUN	0	0	0	0	0	0	2	0	1	1	0	0	0.3
JUVENILE RELATED	0	0	1	0	1	0	0	0	0	1	0	4	0.6
K9 REQUEST	0	0	2	1	0	0	0	0	0	0	0	0	0.3
NOISE COMPLAINT	0	0	0	1	0	0	0	0	1	0	0	0	0.2
OTHER	6	2	4	2	12	13	7	2	5	2	6	4	5.4
PREMISE CHECK (4th)	33	51	47	12	13	13	12	8	8	8	2	1	17.3
PURSUIT	0	0	1	0	1	2	2	2	2	1	0	0	0.9
RECOVERED STOLEN VEHICLE	1	3	1	0	1	3	1	0	0	0	1	0	0.9
SEX CRIMES	0	1	0	0	0	0	0	0	0	0	0	0	0.1
STOLEN VEHICLE	0	1	0	0	0	0	1	0	0	0	1	0	0.3
SUBJECT STOP	7	14	20	12	13	10	13	15	13	10	2	8	11.4
SUICIDE THREAT / ATTEMPT	1	0	0	0	0	0	0	0	0	0	0	1	0.2
SUSPECT CONTACT	3	0	3	1	1	2	3	2	1	2	0	1	1.6
SUSPICIOUS CIRCUMSTANCES / PERSON / VEHICLE	6	4	7	5	1	4	4	7	3	3	3	5	4.3
SUSPICIOUS VEHICLE STOP (2nd)	96	83	84	51	75	39	41	48	39	25	20	11	51.0
THEFT	0	1	1	1	0	0	1	1	0	2	2	2	0.9
THREAT/HARASSMENT	0	1	0	0	0	0	0	0	2	0	1	0	0.3
TRAFFIC / PARKING COMPLAINT (5th)	11	6	10	7	18	16	15	8	5	12	13	19	11.7
TRAFFIC CRASH	2	2	0	0	2	1	1	1	2	3	0	1	1.3
TRAFFIC STOP (1st)	155	152	184	143	191	244	120	84	115	130	99	124	145.1
UNWANTED / TRESPASS	1	0	0	0	1	0	1	0	0	0	0	0	0.3
VICE COMPLAINT	0	0	0	0	0	0	0	0	1	0	0	0	0.1
WARRANT SERVICE	1	0	0	0	2	1	0	1	1	2	1	2	0.9
WELFARE CHECK	3	0	1	2	0	2	1	0	0	1	1	1	1.0
<b>Grand Total</b>	<b>376</b>	<b>355</b>	<b>403</b>	<b>287</b>	<b>365</b>	<b>386</b>	<b>266</b>	<b>224</b>	<b>238</b>	<b>252</b>	<b>214</b>	<b>241</b>	<b>300.6</b>



\*Top 5 dispatched call types in last 12 months in red



## Dispatched Call Types

Dispatched	October		% Difference
	2020	2021	
RECOVERED STOLEN VEHICLE	1	4	300%
MINOR IN POSSESSION	1	3	200%
PROMISCUOUS SHOOTING	1	3	200%
STOLEN VEHICLE	6	17	183%
THREAT/HARASSMENT	18	34	89%
UNWANTED / TRESPASS	13	23	77%
HIT & RUN	11	19	73%
ASSAULT	4	6	50%
FRAUD	10	15	50%
NOISE COMPLAINT	12	18	50%
TRAFFIC / PARKING COMPLAINT	21	30	43%
JUVENILE RELATED	16	20	25%
THEFT	49	61	24%
SUICIDE THREAT / ATTEMPT	9	11	22%
FIRE SERVICES	10	12	20%
SUSPICIOUS CIRCUMSTANCES / PERSON / VEHICLE	85	99	16%
BEHAVIORAL HEALTH INCIDENT	20	22	10%
ANIMAL COMPLAINT	18	18	No change
DEATH INVESTIGATION	1	1	No change
EXTRA PATROL REQUEST	1	1	No change
MISSING PERSON	2	2	No change
TRAFFIC CRASH	12	12	No change
ABANDONED VEHICLE / PROPERTY	10	9	-10%
ALARM	55	49	-11%
DISTURBANCE	8	7	-13%
DOMESTIC DISTURBANCE	32	28	-13%
VICE COMPLAINT	5	4	-20%
CRIMINAL MISCHIEF	12	9	-25%
WELFARE CHECK	37	27	-27%
ASSIST PUBLIC	44	30	-32%
DUII	5	3	-40%
HAZARD	10	5	-50%
ROBBERY	2	1	-50%
BURGLARY	10	4	-60%
MENACING	3	1	-67%
SEX CRIMES	4	1	-75%
VIOL. RESTRAINING ORDER	8	1	-88%
PROWLER	2	0	-100%
SUSPECT CONTACT	1	0	-100%
COVER OFFICER	0	3	NC
PREMISE CHECK	0	1	NC
<b>Grand Total</b>	<b>569</b>	<b>614</b>	<b>8%</b>

Increase

Decrease

NC = Not Calculable. A percentage difference is not calculable when the older value equals 0, as the newer value cannot divide into 0.

## Self-Initiated Call Types

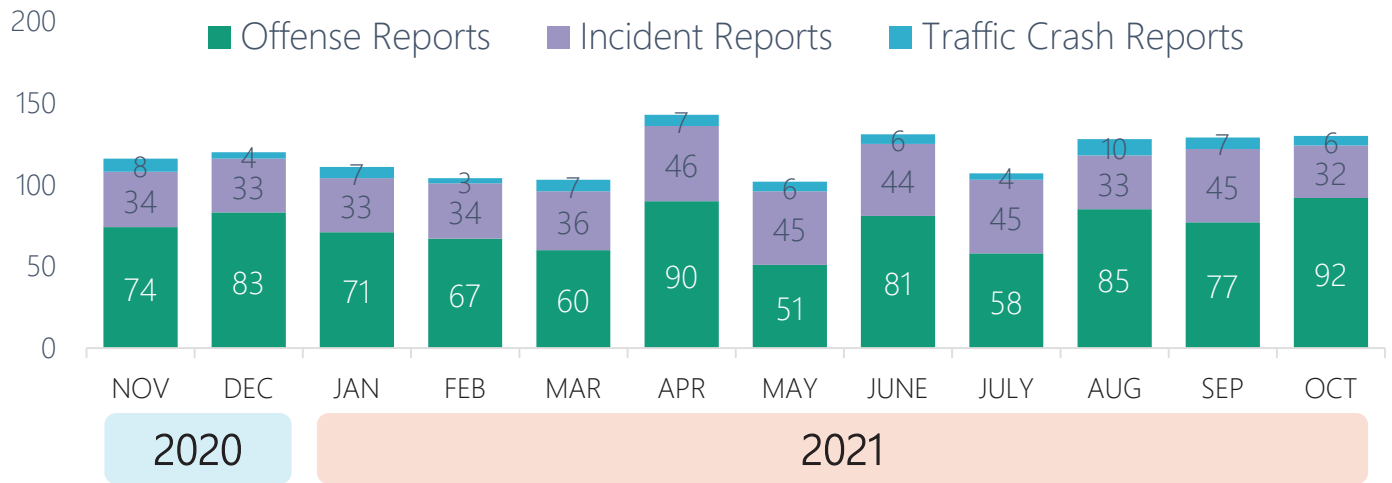
Self-Initiated Call Type	October		% Difference
	2020	2021	
BEHAVIORAL HEALTH INCIDENT	1	2	100%
FRAUD	1	2	100%
OTHER	2	4	100%
THEFT	1	2	100%
WARRANT SERVICE	1	2	100%
ASSIST PUBLIC	21	40	90%
TRAFFIC / PARKING COMPLAINT	10	19	90%
ABANDONED VEHICLE / PROPERTY	5	7	40%
HAZARD	1	1	No change
TRAFFIC CRASH	1	1	No change
WELFARE CHECK	1	1	No change
SUSPICIOUS CIRCUMSTANCES / PERSON / VEHICLE	6	5	-17%
TRAFFIC STOP	154	124	-19%
ANIMAL COMPLAINT	2	1	-50%
SUBJECT STOP	22	8	-64%
SUSPICIOUS VEHICLE STOP	94	11	-88%
PREMISE CHECK	26	1	-96%
ALARM	1	0	-100%
DEATH INVESTIGATION	1	0	-100%
DISTURBANCE	1	0	-100%
MISSING PERSON	1	0	-100%
THREAT/HARASSMENT	1	0	-100%
VIOL. RESTRAINING ORDER	1	0	-100%
COVER OFFICER	0	1	NC
CRIMINAL MISCHIEF	0	1	NC
EXTRA PATROL REQUEST	0	2	NC
JUVENILE RELATED	0	4	NC
SUICIDE THREAT / ATTEMPT	0	1	NC
SUSPECT CONTACT	0	1	NC
<b>Grand Total</b>	<b>355</b>	<b>241</b>	<b>-32%</b>

Increase

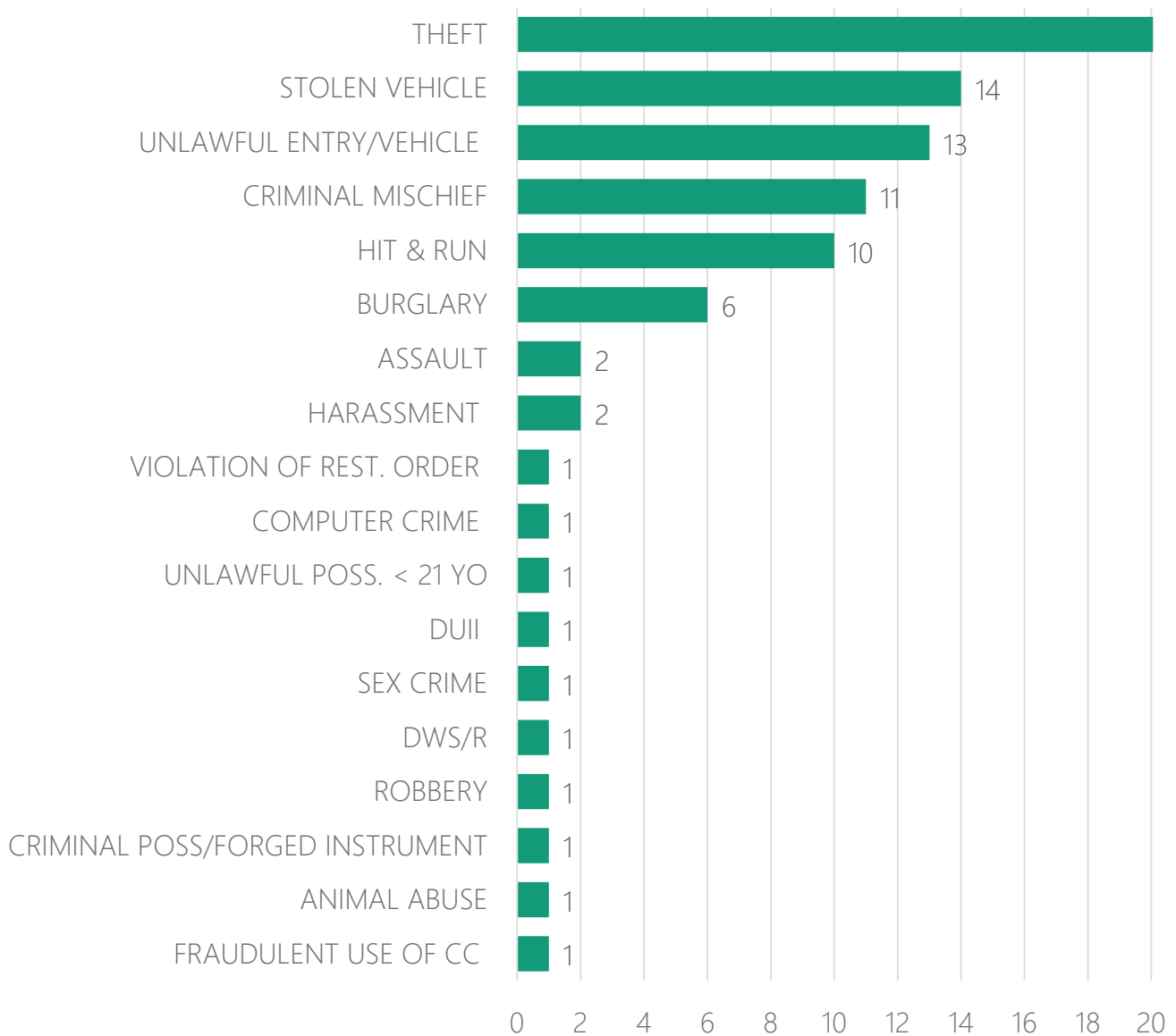
Decrease

NC = Not Calculable. A percentage difference is not calculable when the older value equals 0, as the newer value cannot divide into 0.

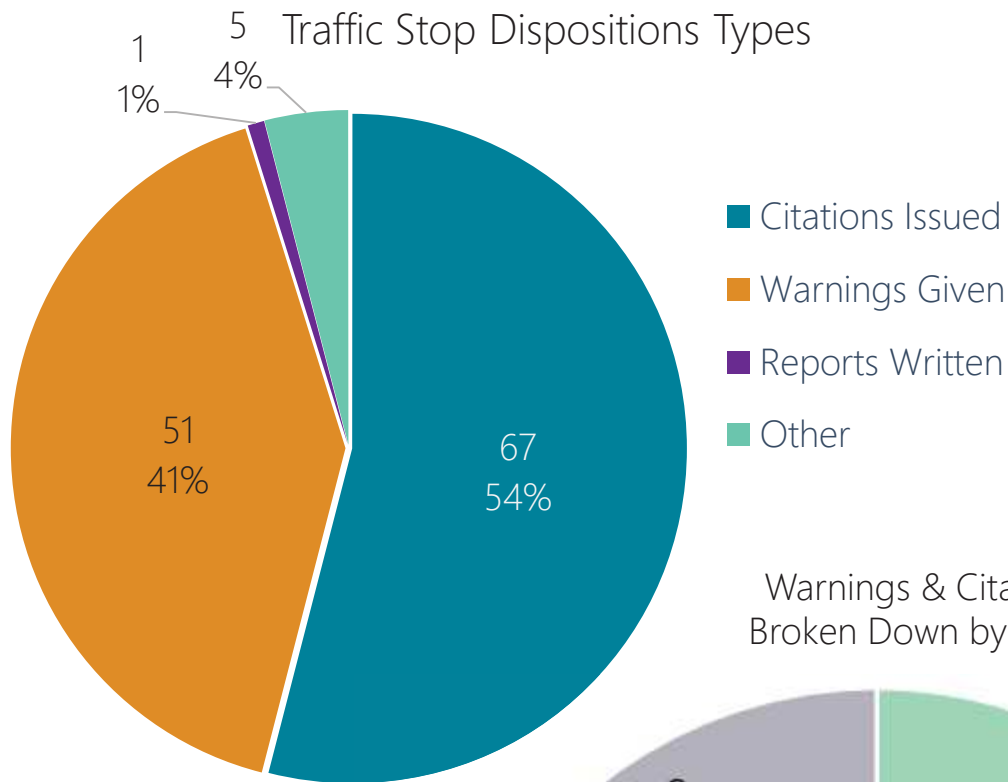
### Monthly Reports Written



### Offense Reports Written Breakdown by Top Charge



In October 2021, **124** traffic stops were made within the city limits, resulting in **67** citations issued, **51** warnings given, and **1** offense/incident report created. Of the **67** citations issued, **86** violations were included (see next slide).

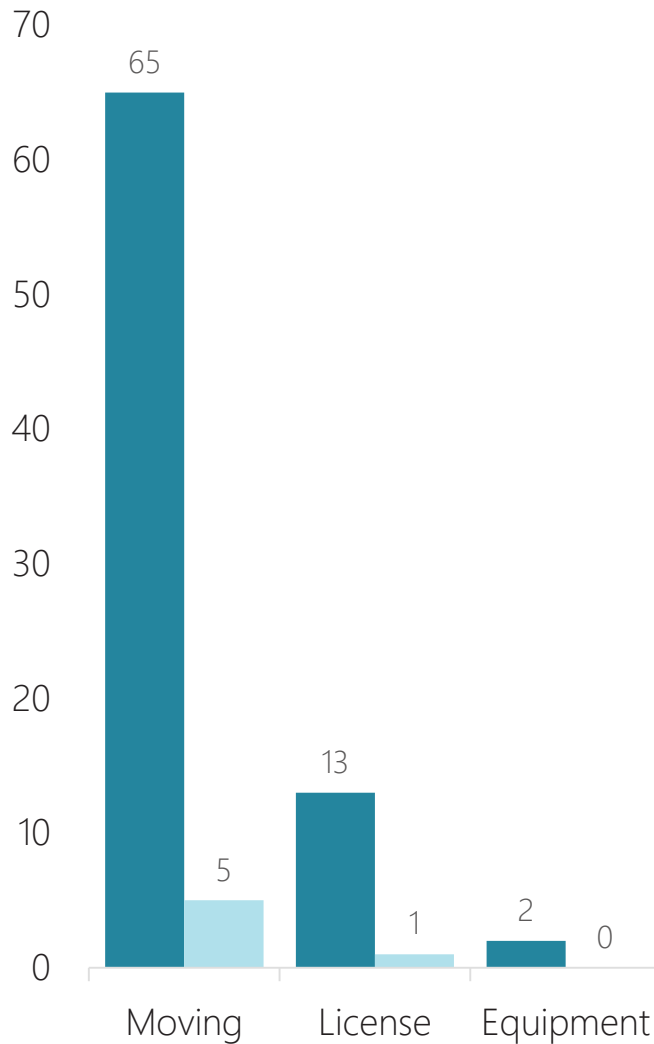


Warnings & Citations Issued Broken Down by Deputy Type



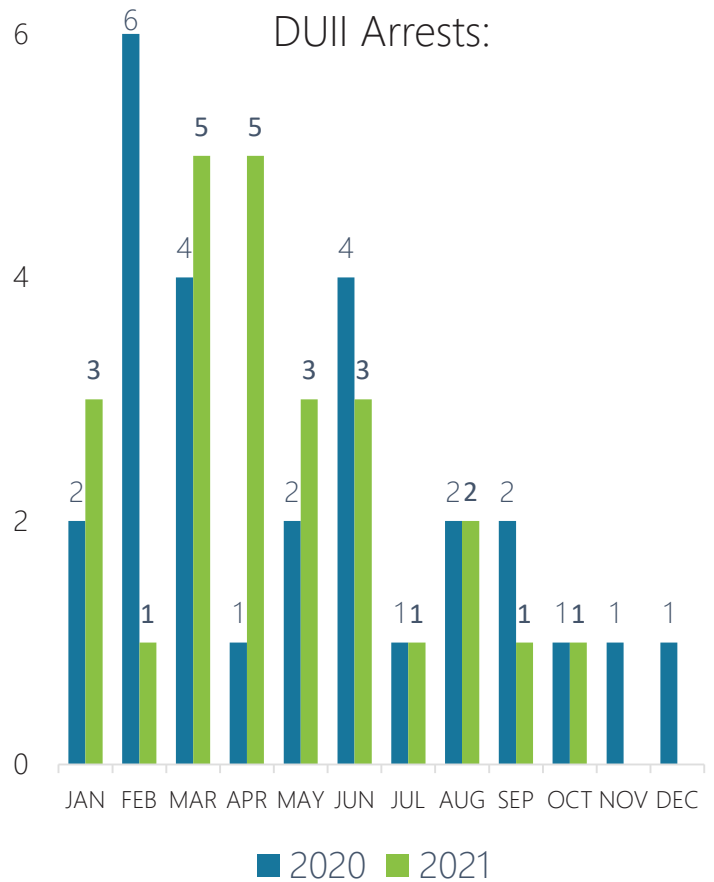
Citation Types Issued:

Of the **67** citations issued, **86** violations were included in the following types:

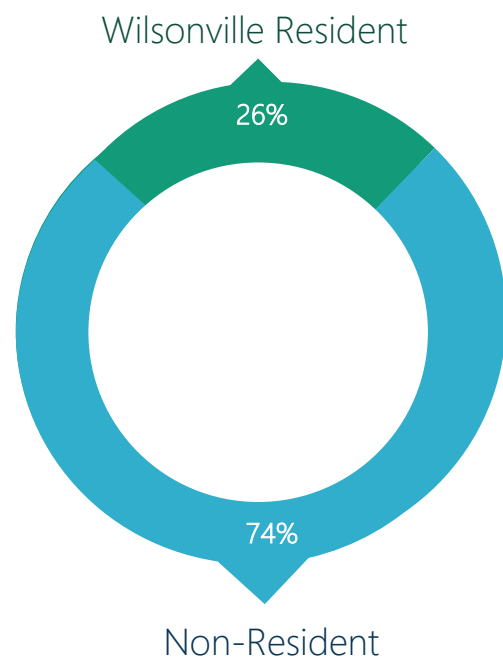


■ Traffic Deputies  
■ Other Deputies

DUII Arrests:



Driver's Residency of Traffic Stop Subject (according to DL):





Map #	Case	Date	Address
1	21-021597	Oct 7	1565 SW TOWN CENTER LOOP WEST
2	21-021710	Oct 8	SW MONTE CARLO AVE & SW BARBER ST
3	21-022066	Oct 13	SW PARKWAY AVE. & SW WILSON LN.
4	21-022237	Oct 15	SW BOONES FERRY RD & SW 95TH AVE
5	21-022822	Oct 22	SW GRAHAMS FERRY RD & SW DAY RD
6	21-023191	Oct 27	SW BOONES FERRY RD & SW 95TH AVE

### Map of Traffic Crash Reports

