

# City of Wilsonville Police



On June 10, 2020, demonstrators from the Wilsonville and surrounding areas assembled at Town Center Park to march for Black Lives Matter. Wilsonville Police and other members of the Clackamas County Sheriff's Office, were on hand to ensure their route would be safe and the event peaceful. Nearly 200 persons participated, with the demonstration lasting just under two hours.



### Expressions of Support:

This year has been charged with changes and controversy on all fronts. Everything from our daily routines, to how we interact with others in personal, professional, and political venues has been affected. We have




appreciated the outpouring of support received from our community. A letter of encouragement came to us from a family in Banks OR, we were "heart-attacked," and persons of all ages brought in or sent cards and notes of appreciation. Pictured here are notes tacked by anonymous



persons to our windows and doors (above) and (left) a young lady who brought in some treats, a blanket, thank you card, and a journal for Deputy Ben Toops, because "we all have a story."

Throughout the month of June, we were able to crack down on and catch up with several groups of persons who had been preying on Wilsonville residents by stealing vehicles, and burglarizing and stealing from garages, businesses, vehicles and yards. Some property was recovered. Arrests included several youth, and Leroy Foos. Additional parties are being identified. Since, we've noticed a dramatic decrease those activities.





# WILSONVILLE

## MONTHLY ACTIVITY REPORT

### June 2020

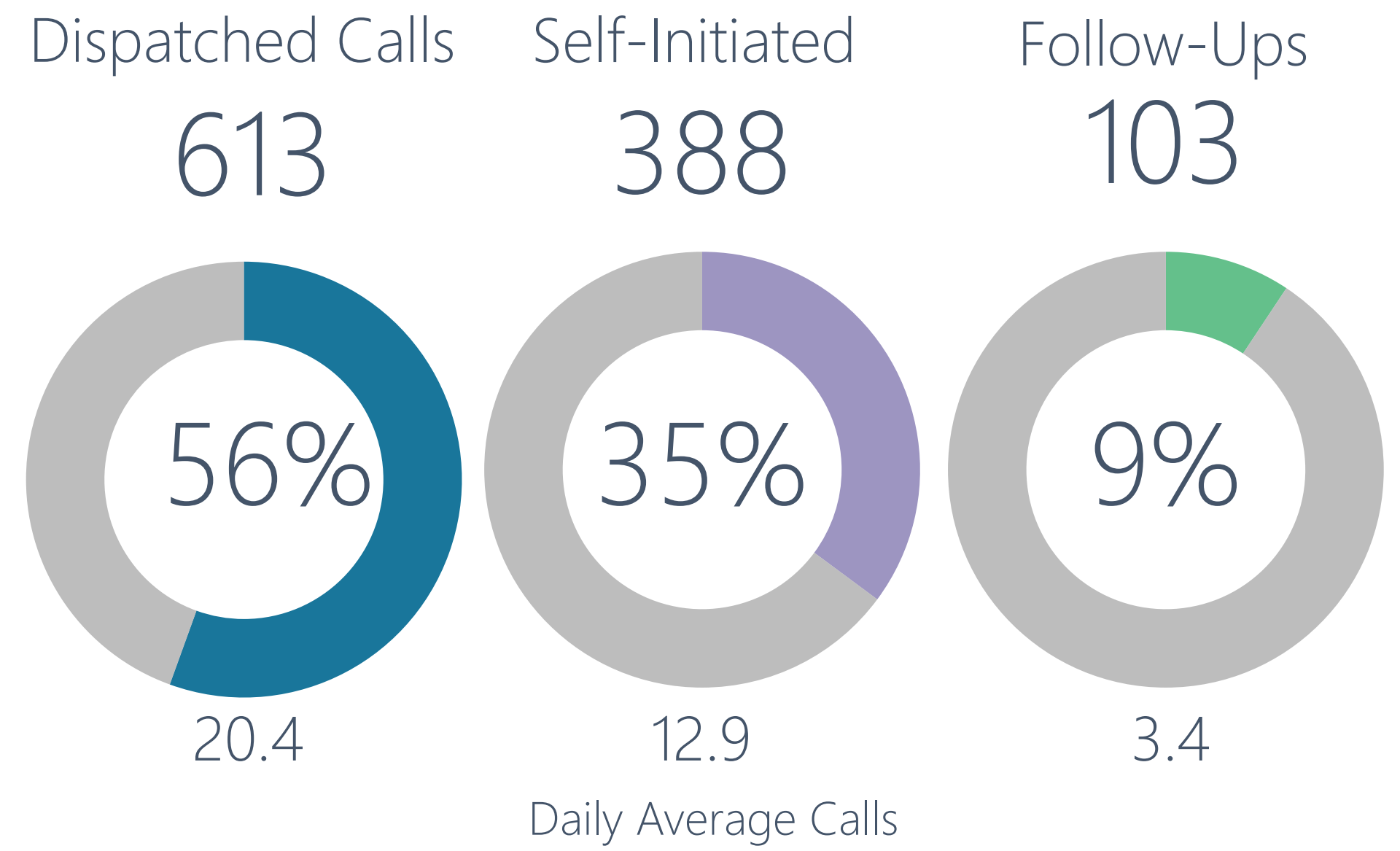


CITY OF WILSONVILLE POLICE DEPARTMENT  
30000 SW Town Center Loop  
Wilsonville, OR 97070



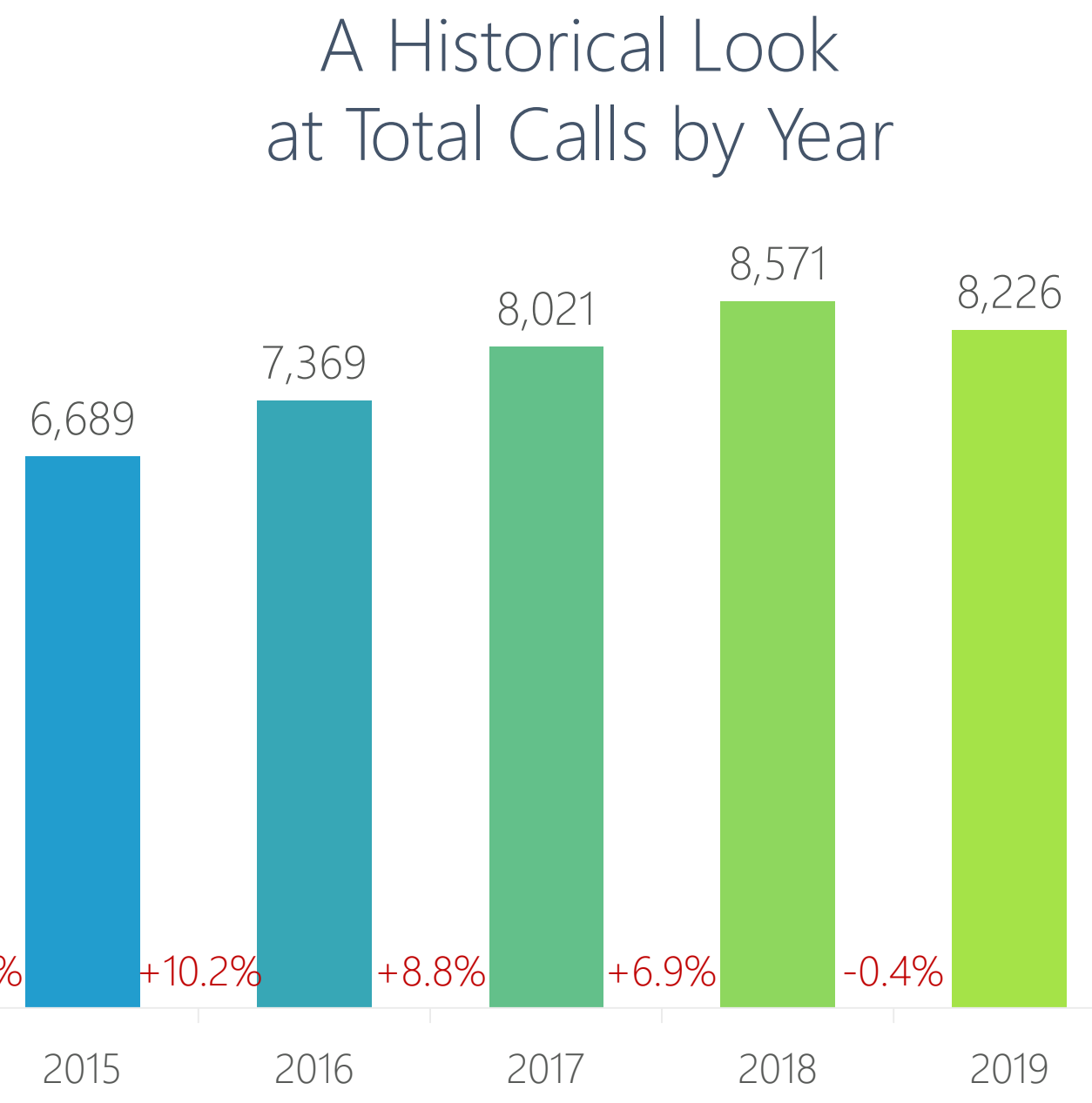
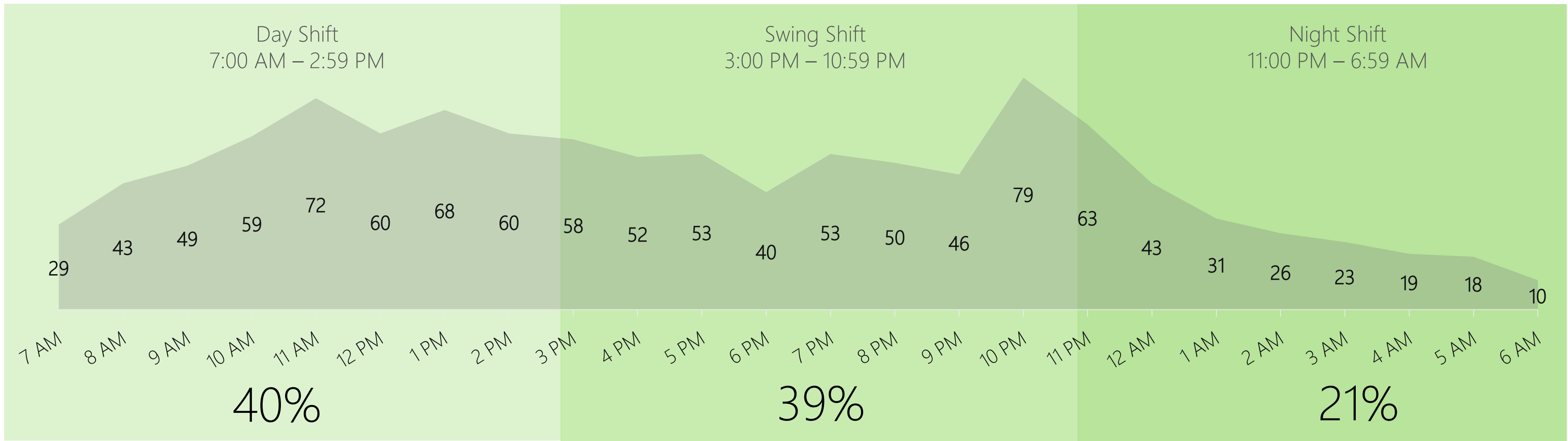
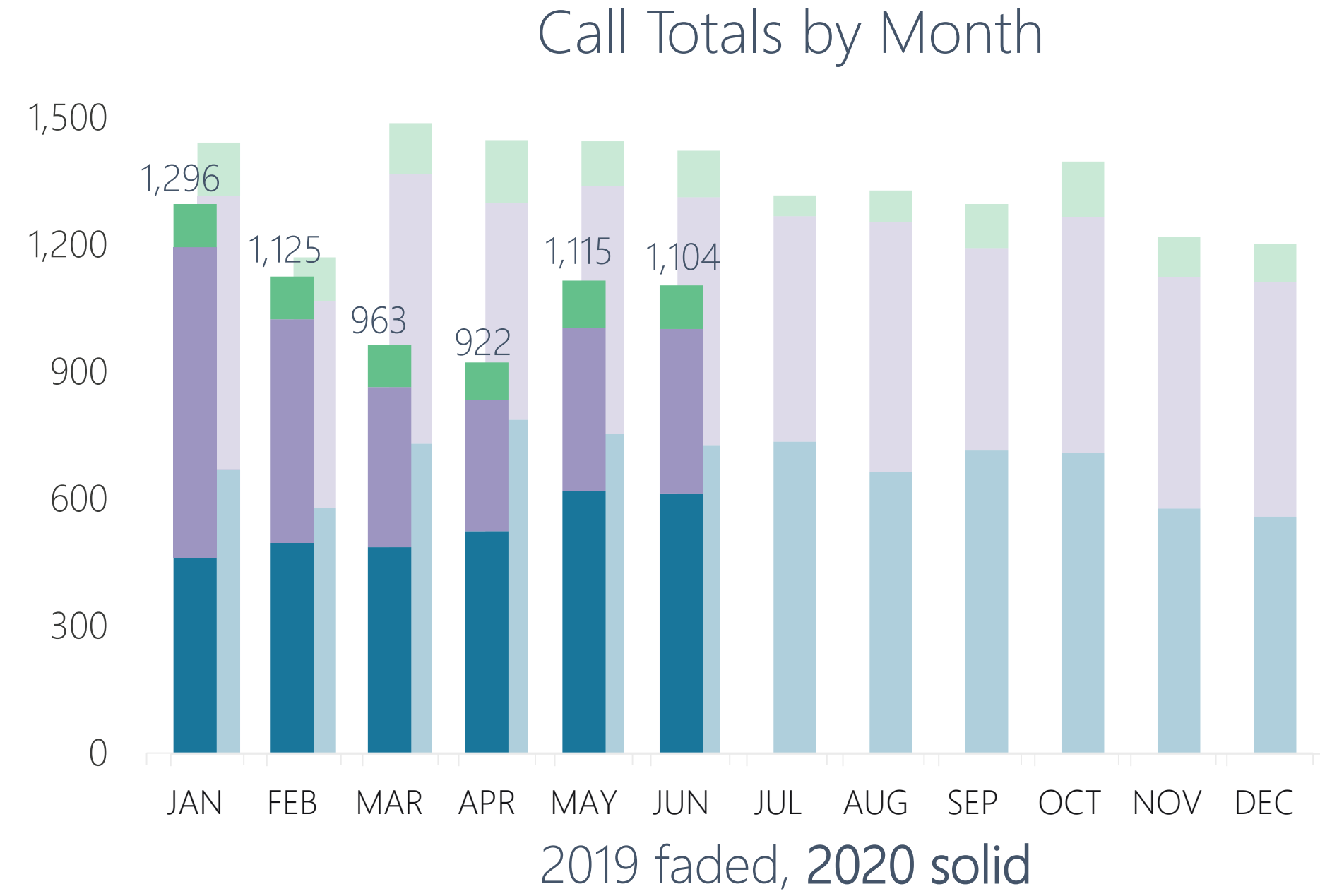
In Partnership with

**Clackamas County  
Sheriff's Office**



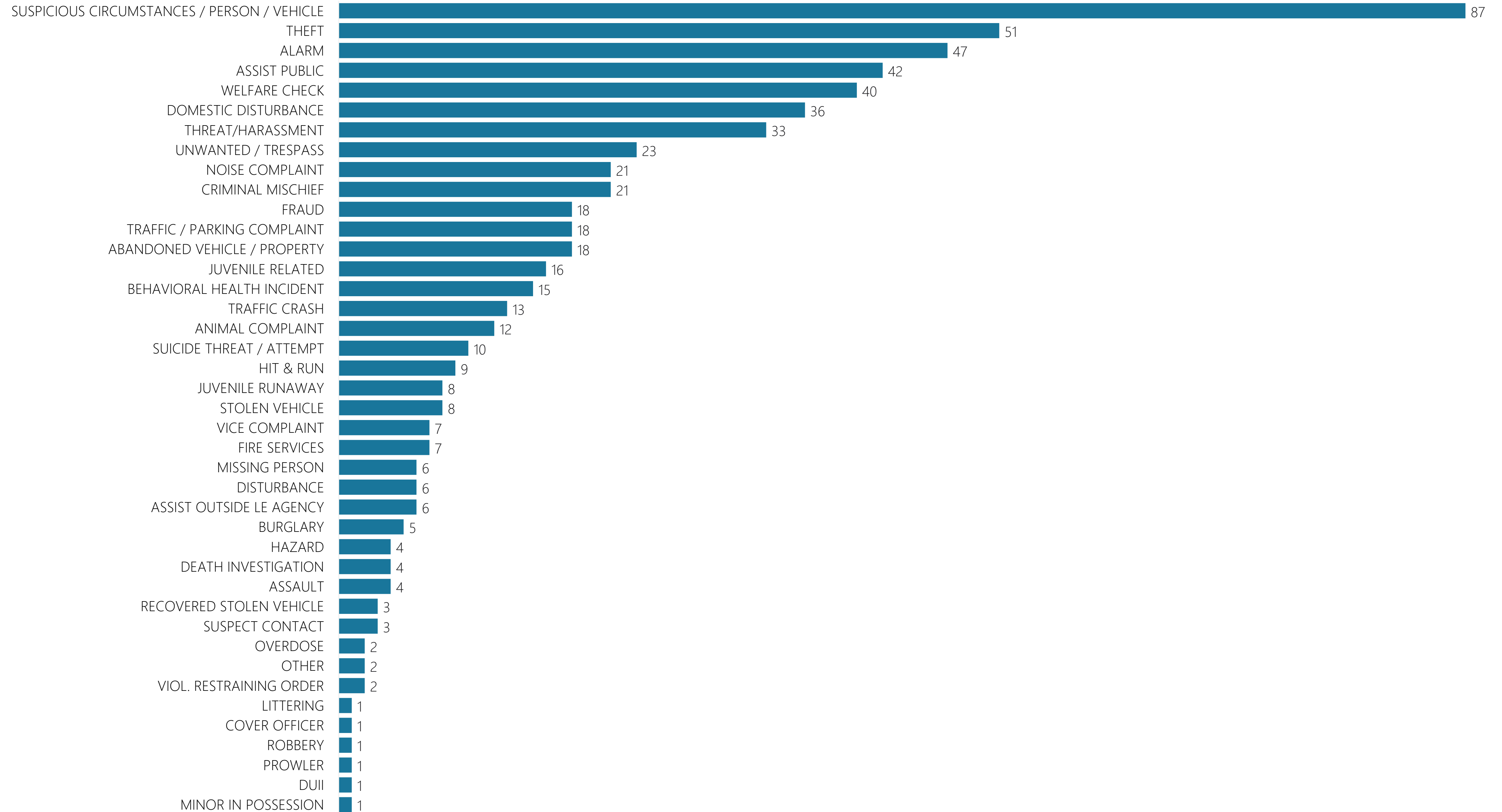
Median Hold & Response Times

	All Calls	Priority 1 & 2 Calls
Input to Dispatch (Hold Duration)	1:16	:55
Dispatch to Arrival (Response Duration)	3:35	5:05

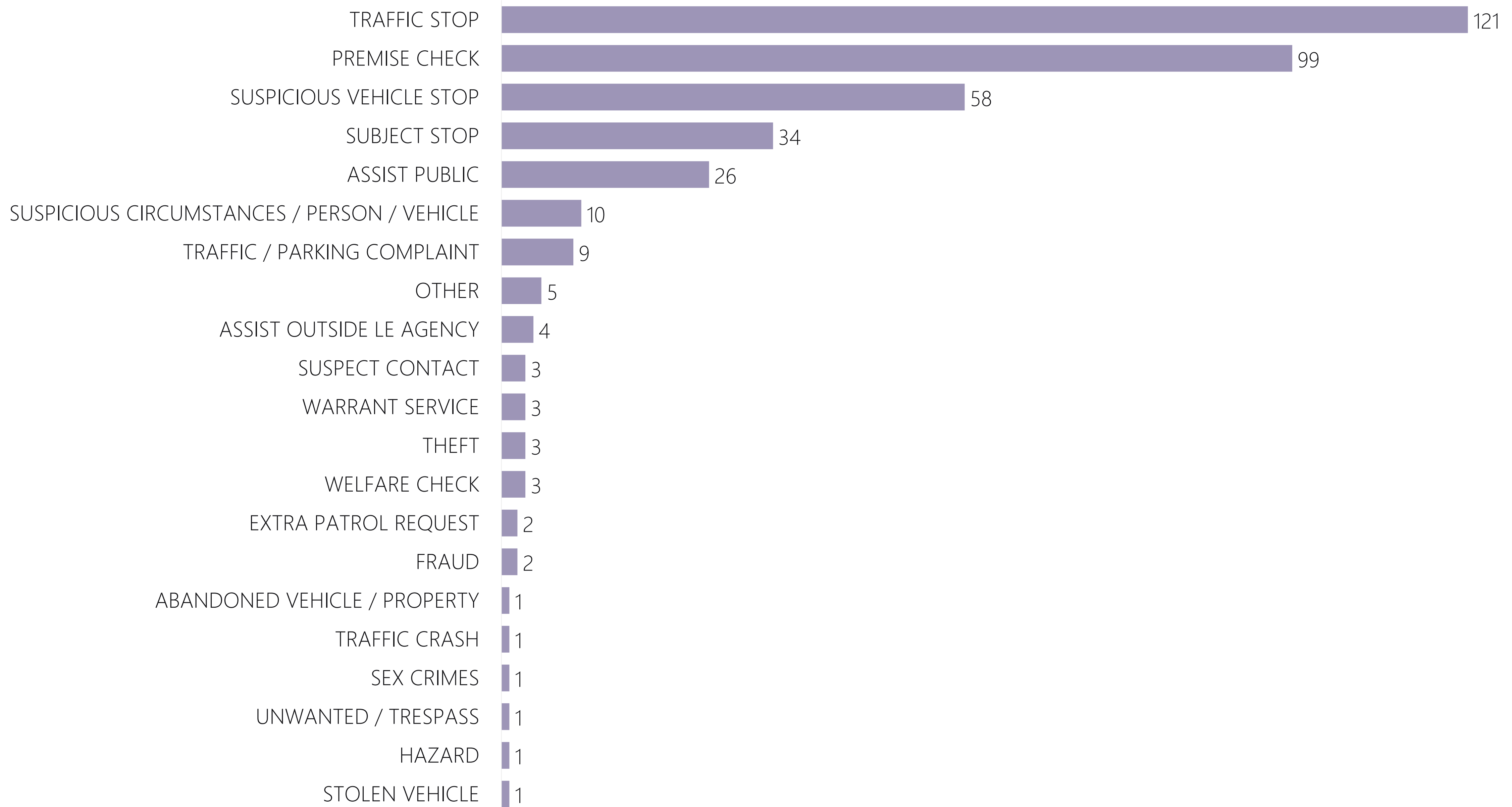


Dispatched Calls for Service Breakdown by Hour of Day & Shift Time Groupings  
(not actual breakdown of Wilsonville PD shift schedules)

Dispatched Call Types



Self-Initiated Call Types



DISPATCHED CALL TYPE	Jan	Feb	Mar	Apr	May	Jun	Jul	Aug	Sep	Oct	Nov	Dec	2020 Monthly Trend Line
ABANDONED VEHICLE / PROPERTY	14	10	11	17	11	18							
ALARM	38	48	52	40	55	47							
ANIMAL COMPLAINT	3	4	4	3	15	12							
ASSAULT	6	5	4	4	2	4							
ASSIST OUTSIDE LE AGENCY	8	3	18	3	11	6							
ASSIST PUBLIC	24	32	36	28	38	42							
BEHAVIORAL HEALTH INCIDENT	7	24	18	8	18	15							
BURGLARY	8	7	7	1	3	5							
COVER OFFICER	6	1	0	0	1	1							
CRIMINAL MISCHIEF	7	7	5	10	16	21							
DEATH INVESTIGATION	0	4	1	0	3	4							
DUII	6	10	3	3	4	1							
EXTRA PATROL REQUEST	2	1	0	1	0	0							
FIRE SERVICES	6	7	8	2	5	7							
FRAUD	16	19	16	21	19	18							
HAZARD	3	7	3	6	4	4							
HIT & RUN	8	11	10	13	12	9							
JUVENILE RELATED	18	17	15	13	12	16							
JUVENILE RUNAWAY	0	0	8	4	3	8							
LITTERING	1	3	0	0	1	1							
MARINE PATROL	0	1	0	1	0	0							

(List part 1 of 2)

DISPATCHED CALL TYPE	Jan	Feb	Mar	Apr	May	Jun	Jul	Aug	Sep	Oct	Nov	Dec	2020 Monthly Trend Line
MENACING	1	0	0	1	0	0							
MINOR IN POSSESSION	6	2	4	1	1	1							
MISSING PERSON	5	5	6	5	5	6							
NOISE COMPLAINT	10	9	17	16	20	21							
OTHER	0	2	1	5	2	2							
OVERDOSE	1	0	0	0	0	2							
PREMISE CHECK	1	1	0	3	1	0							
PROMISCUOUS SHOOTING	1	0	2	3	1	0							
PROWLER	0	1	2	0	1	1							
PURSUIT	0	0	0	1	0	0							
RECOVERED STOLEN VEHICLE	1	1	2	2	4	3							
SEX CRIMES	4	0	2	3	1	0							
STOLEN VEHICLE	1	8	9	9	17	8							
SUBJECT STOP	0	0	0	0	1	0							
SUICIDE THREAT / ATTEMPT	3	16	8	14	8	10							
SUSPECT CONTACT	1	0	0	3	4	3							
SUSPICIOUS CIRCUMSTANCES / PERSON / VEHICLE	71	69	55	57	94	87							
SUSPICIOUS VEHICLE STOP	2	0	0	0	0	0							
THEFT	47	40	36	75	66	51							
THREAT/HARASSMENT	15	19	20	29	22	33							
TRAFFIC / PARKING COMPLAINT	13	11	9	25	19	18							
TRAFFIC CRASH	11	13	11	6	8	13							
TRAFFIC STOP	1	0	0	0	0	0							
UNWANTED / TRESPASS	19	17	13	20	21	23							
VICE COMPLAINT	3	7	4	1	2	7							
VIOL. RESTRAINING ORDER	1	1	1	5	6	2							
WARRANT SERVICE	2	1	1	0	2	0							
WELFARE CHECK	32	26	24	28	40	40							
DISTURBANCE	11	7	8	11	7	6							
ROBBERY	0	0	0	0	1	1							
DOMESTIC DISTURBANCE	16	19	32	21	31	36							
<b>Grand Total</b>	<b>460</b>	<b>496</b>	<b>486</b>	<b>522</b>	<b>618</b>	<b>613</b>							

(List part 2 of 2)

SELF-INITIATED CALL TYPE	Jan	Feb	Mar	Apr	May	Jun	Jul	Aug	Sep	Oct	Nov	Dec	2020 Monthly Trend Line
ABANDONED VEHICLE / PROPERTY	1	8	5	7	2	1							
ALARM	1	0	0	0	0	0							
ANIMAL COMPLAINT	0	1	0	2	0	0							
ASSAULT	1	0	0	0	0	0							
ASSIST OUTSIDE LE AGENCY	7	1	2	3	5	4							
ASSIST PUBLIC	22	17	16	22	16	26							
CRIMINAL MISCHIEF	6	2	0	0	1	0							
DUII	0	0	1	0	0	0							
EXTRA PATROL REQUEST	15	9	0	3	4	2							
FIRE SERVICES	1	0	0	1	2	0							
FRAUD	2	2	1	0	0	2							
HAZARD	2	0	3	1	0	1							
HIT & RUN	0	1	2	1	0	0							
JUVENILE RELATED	1	1	2	0	0	0							
MINOR IN POSSESSION	3	2	0	0	0	0							
OTHER	1	0	4	5	2	5							
PREMISE CHECK	99	57	83	88	55	99							
PURSUIT	1	1	0	1	0	0							
RECOVERED STOLEN VEHICLE	1	1	1	4	2	0							

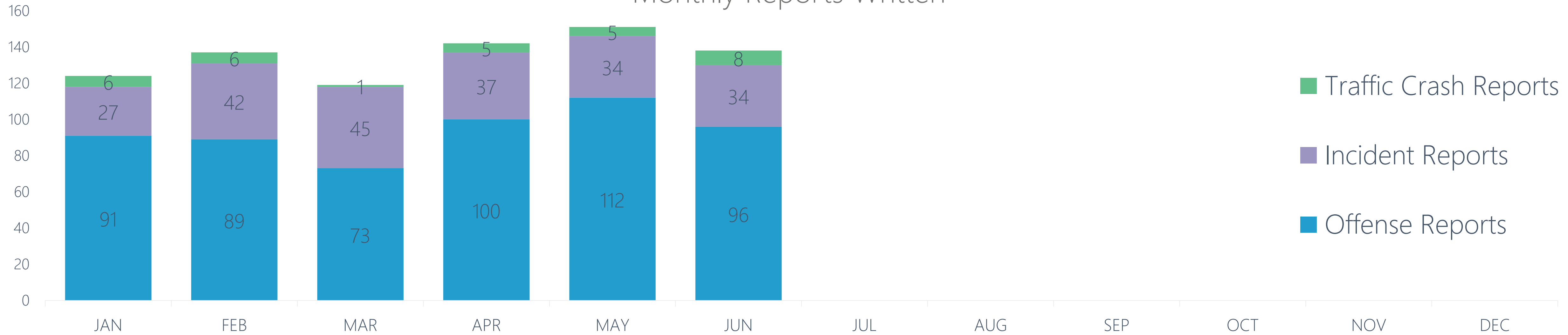
(List part 1 of 2)



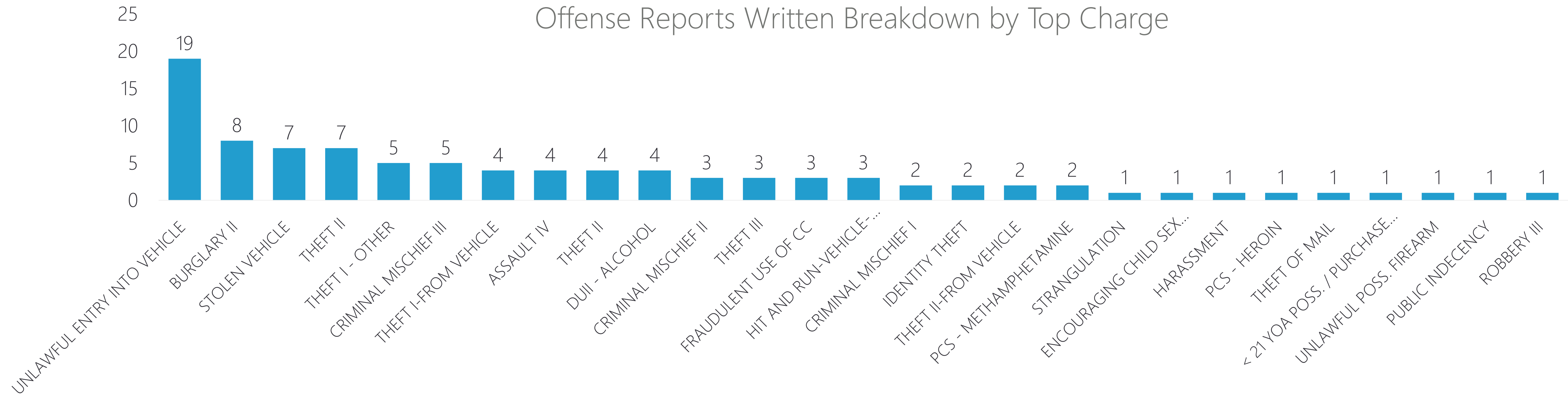
SELF-INITIATED CALL TYPE	Jan	Feb	Mar	Apr	May	Jun	Jul	Aug	Sep	Oct	Nov	Dec	2020 Monthly Trend Line
SEX CRIMES	0	0	3	0	0	1							
STOLEN VEHICLE	0	0	0	0	1	1							
SUBJECT STOP	30	19	12	19	21	34							
SUICIDE THREAT / ATTEMPT	0	0	0	0	1	0							
SUSPECT CONTACT	3	4	5	5	1	3							
SUSPICIOUS CIRCUMSTANCES / PERSON / VEHICLE	8	4	5	18	21	10							
SUSPICIOUS VEHICLE STOP	84	62	52	60	51	58							
THEFT	5	2	1	2	2	3							
THREAT/HARASSMENT	1	0	2	1	0	0							
TRAFFIC / PARKING COMPLAINT	24	17	10	8	11	9							
TRAFFIC CRASH	4	3	1	1	1	1							
TRAFFIC STOP	402	308	161	53	183	121							
UNWANTED / TRESPASS	0	1	0	2	1	1							
VICE COMPLAINT	0	0	0	1	0	0							
WARRANT SERVICE	9	2	3	1	0	3							
WELFARE CHECK	1	2	2	0	1	3							
K9 REQUEST	0	0	1	0	1	0							
DISTURBANCE	0	1	0	0	0	0							
<b>Grand Total</b>	<b>735</b>	<b>528</b>	<b>378</b>	<b>309</b>	<b>385</b>	<b>388</b>							

(List part 2 of 2)

## Monthly Reports Written



## Offense Reports Written Breakdown by Top Charge

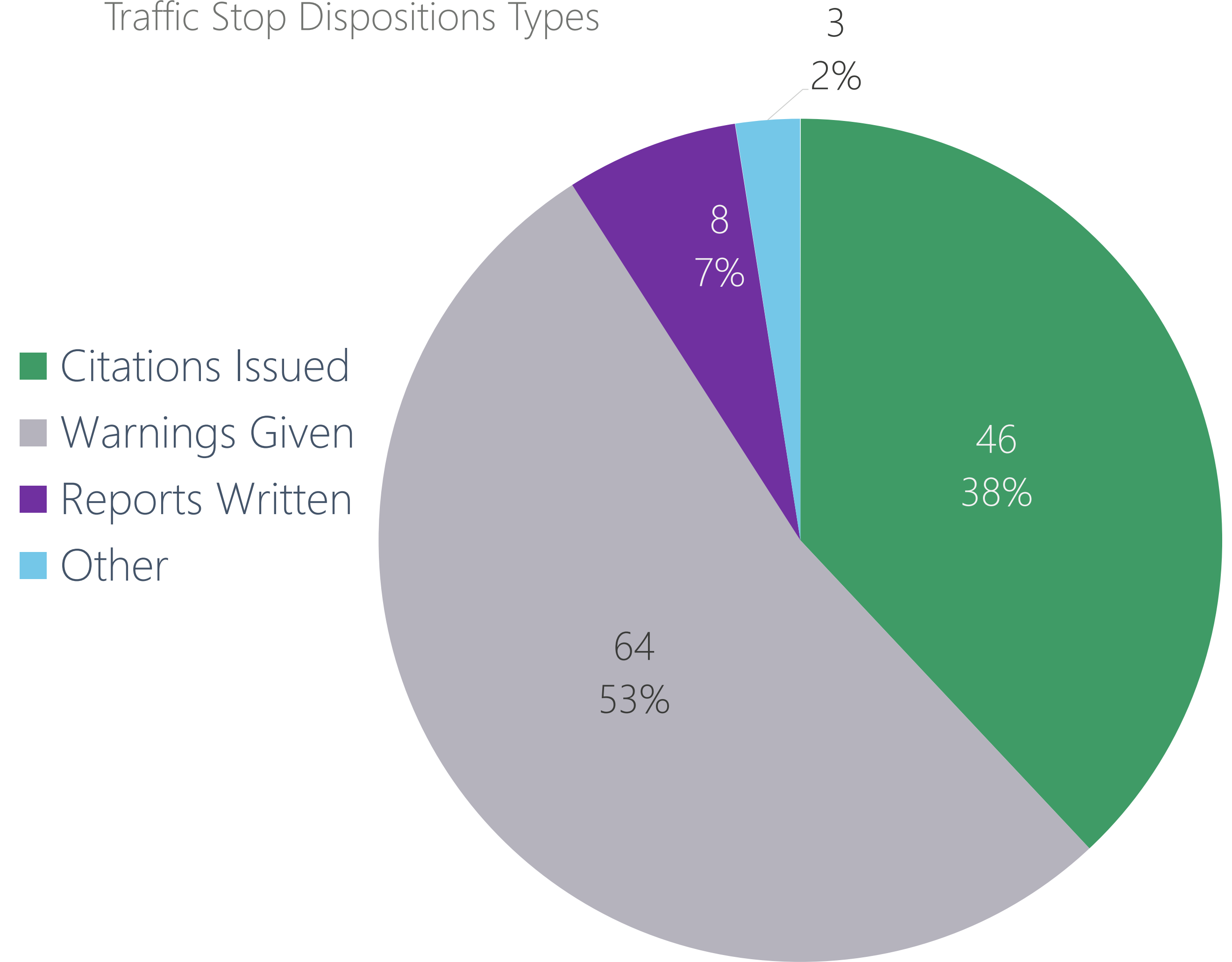




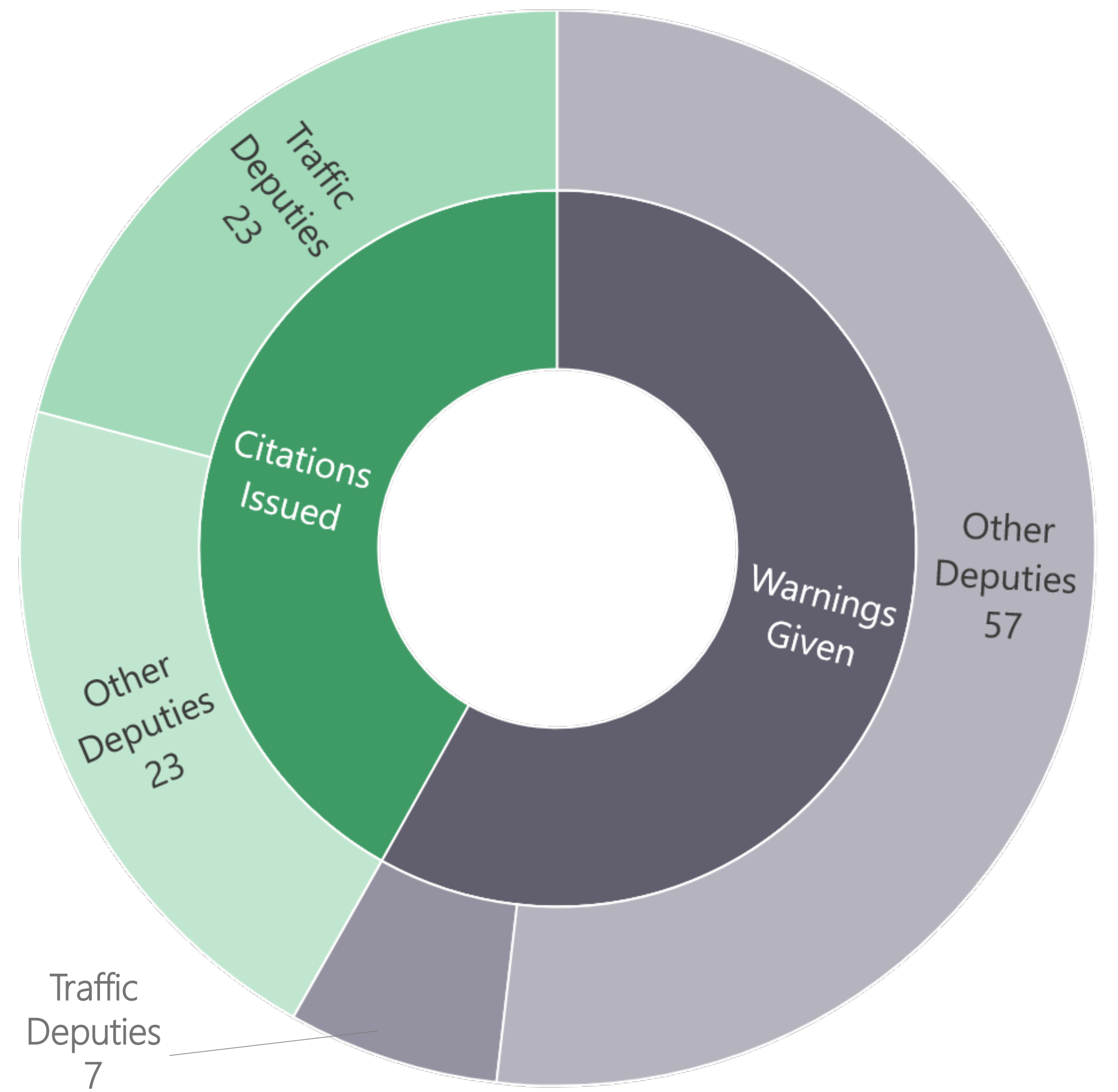
### Traffic Stop Dispositions

In May 2020, **121** traffic stops were made within the city limits, resulting in **46** citations issued, **64** warnings given, and **8** offense/incident reports created. Of the **46** citations issued, **73** charges were included (see next slide).

Traffic Stop Dispositions Types

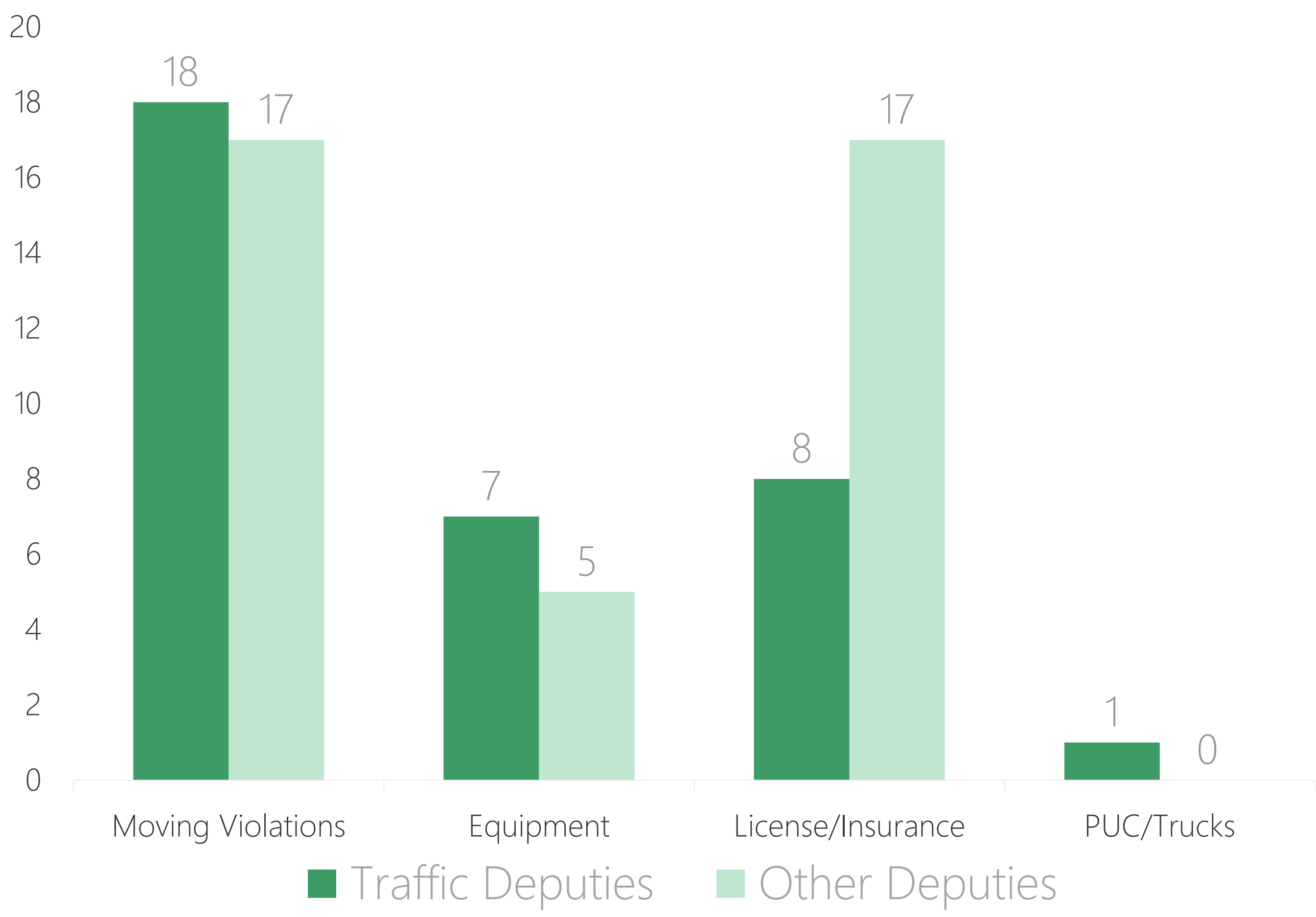


Warnings & Citations Issued Broken Down by Deputy Type

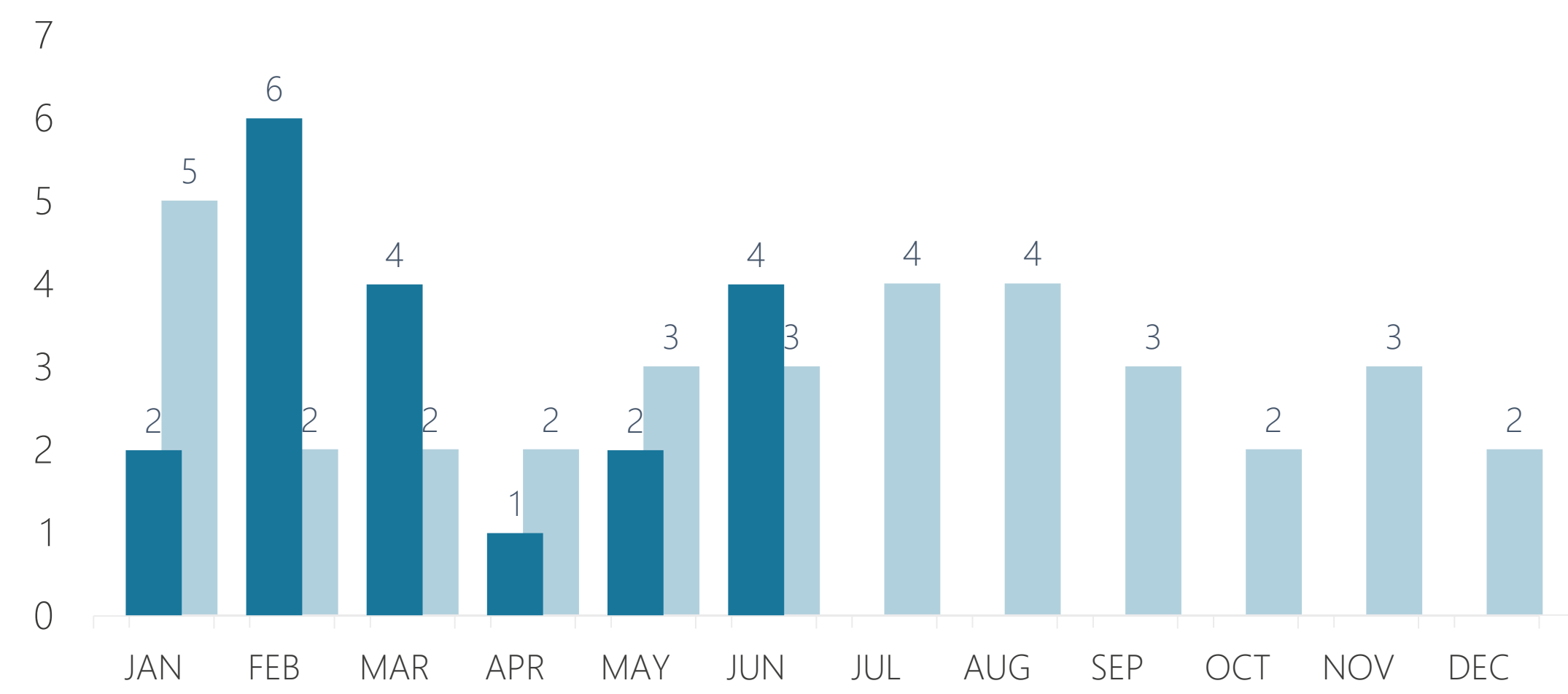


## Citation Types Issued:

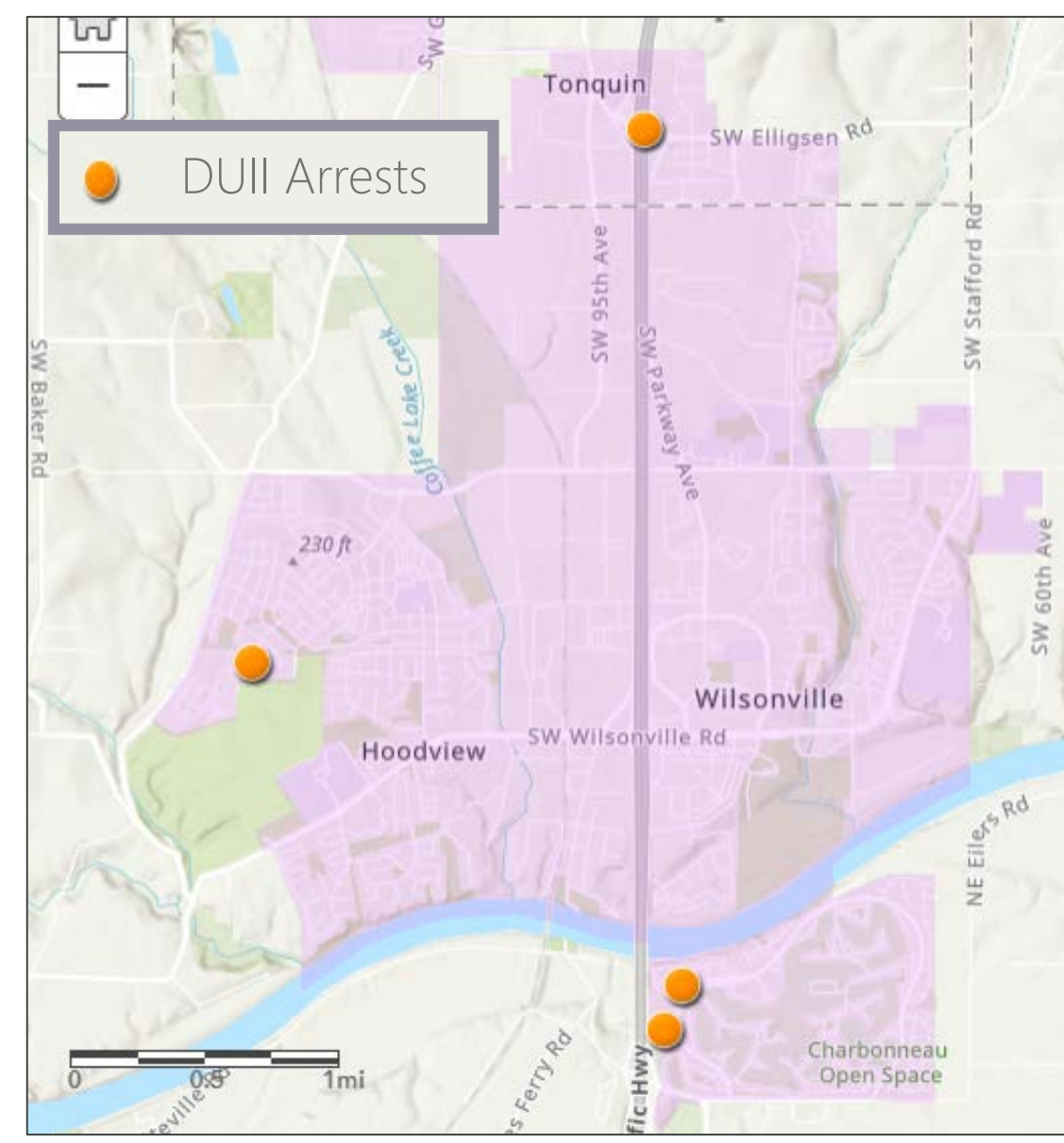
Of the **46** citations issued, **73** charges were included in the following types:



## DUII Arrests:

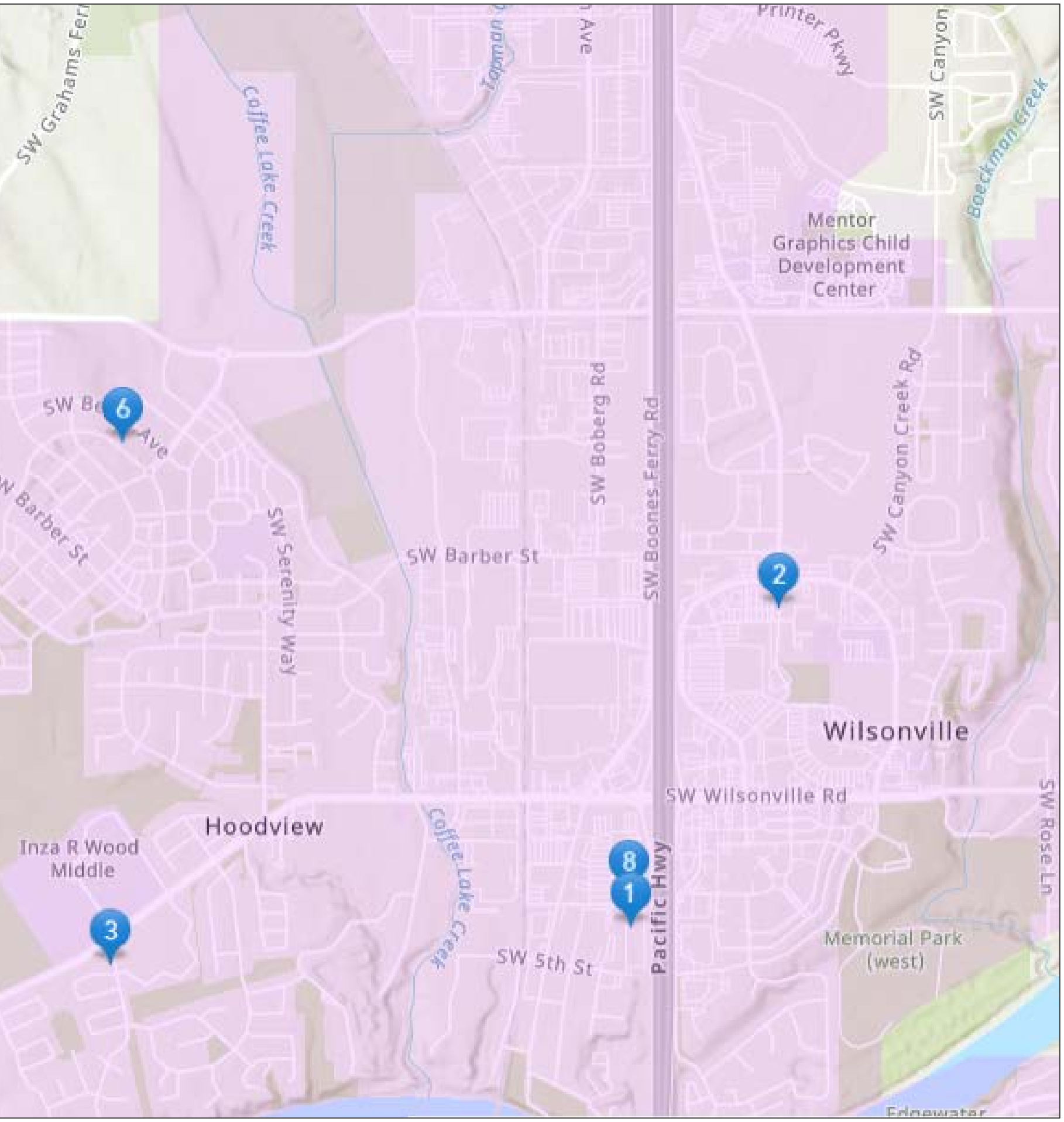
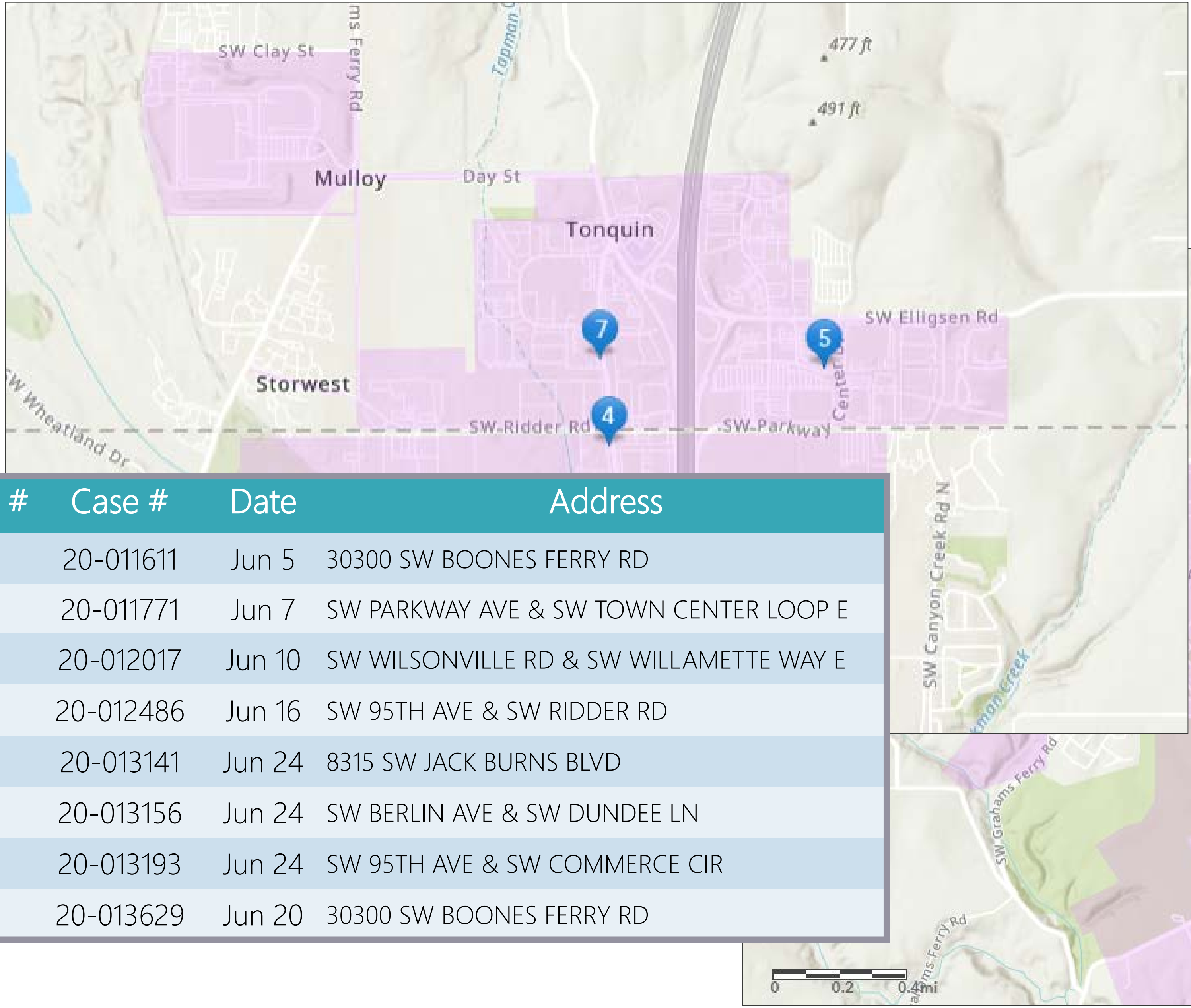


2019 faded, 2020 solid





Map of Traffic Crash Reports



Map #	Case #	Date	Address
1	20-011611	Jun 5	30300 SW BOONES FERRY RD
2	20-011771	Jun 7	SW PARKWAY AVE & SW TOWN CENTER LOOP E
3	20-012017	Jun 10	SW WILSONVILLE RD & SW WILLAMETTE WAY E
4	20-012486	Jun 16	SW 95TH AVE & SW RIDDER RD
5	20-013141	Jun 24	8315 SW JACK BURNS BLVD
6	20-013156	Jun 24	SW BERLIN AVE & SW DUNDEE LN
7	20-013193	Jun 24	SW 95TH AVE & SW COMMERCE CIR
8	20-013629	Jun 20	30300 SW BOONES FERRY RD