

Wilsonville March 2018



City of Wilsonville Police Department

30000 SW Town Center Loop E
Wilsonville, OR 97070

In Partnership with

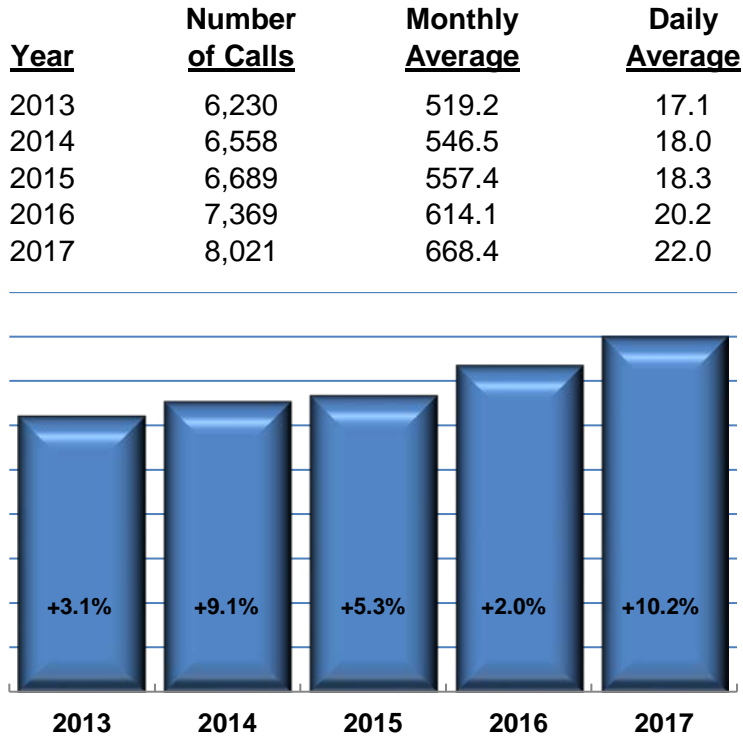


**Clackamas County
Sheriff's Office**

Monthly Summary

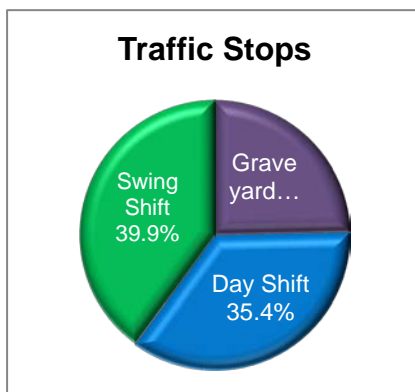
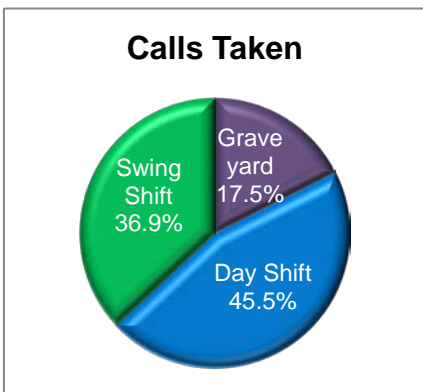
During March 2018, the Clackamas County Sheriff's Office provided law enforcement service to the City of Wilsonville on a 24 hour a day basis. During this time deputies assigned to Wilsonville responded to 661 calls for service, which was an average of 21.3 calls a day.

Below is a chart showing the number of calls for service in the City during the last 5 years.



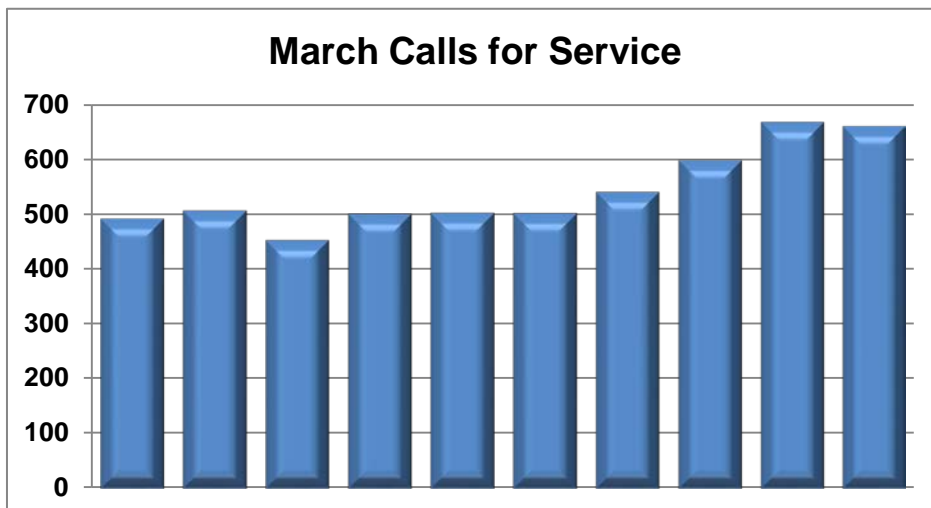
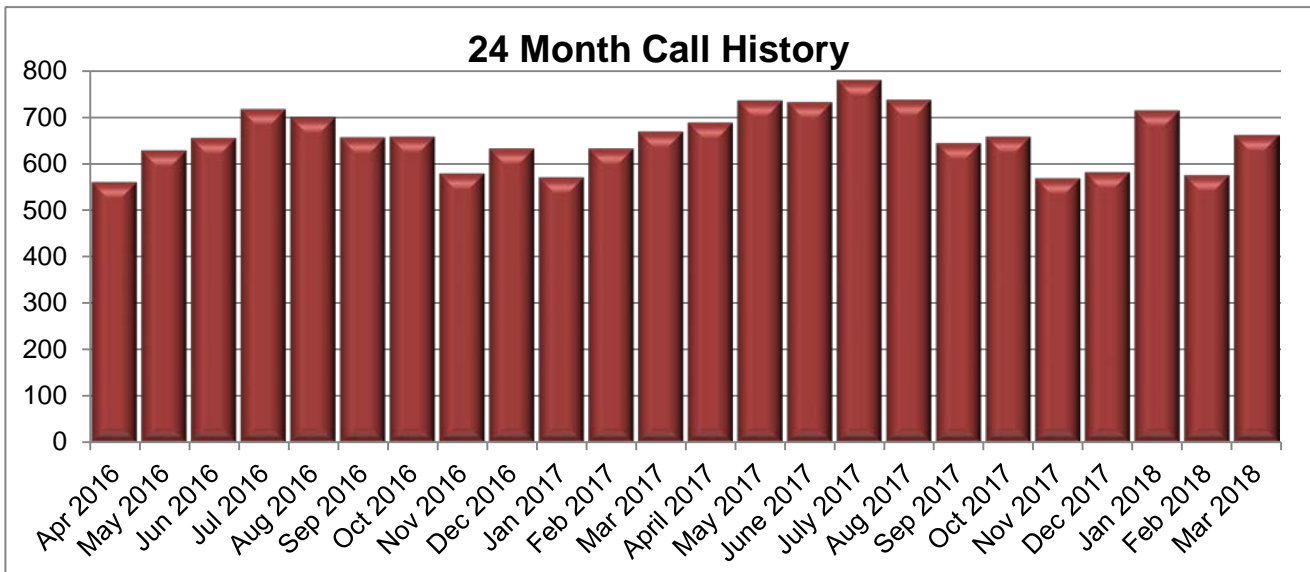
An overall look at the shift activity shows the following percentages of calls taken, traffic stops made and reports written for March.

	<u>Percentage of Calls Taken</u>	<u>Percentage of Traffic Stops</u>	<u>Percentage of Reports Written</u>
Graveyard	17.5%	24.7%	14.5%
Day Shift	45.5%	35.5%	45.9%
Swing Shift	36.9%	40.0%	39.5%



Calls for Service

Number of Calls Per Shift	March 2018	March 2017	Monthly Average 2017
Graveyard (2100-0700)	116	136	131.4
Day Shift (0700-1700)	301	324	320.3
Swing Shift (1100-0300)	244	209	216.7
Monthly Total	661	669	668.4
Daily Average	21.3	21.6	22.0



Types of Calls

This chart shows the types of calls for service during the month. These calls do not reflect actual criminal activity. In some cases the call was dispatched as a particular type of incident, but it was later determined to be of a different nature.

Type of Call	March 2018	March 2017	2017 Monthly Avg.
Alarm	66	76	66.8
Parking Complaint	59	58	51.6
Assist Public	47	46	42.8
Theft	42	38	42.0
Disturbance	41	38	34.5
Suspicious Person	38	28	33.2
Traffic Complaint	38	33	35.0
Welfare Check	36	24	27.9
Traffic Crash	28	28	27.8
Assist Agency	27	26	30.5
Suspicious Vehicle	25	13	16.2
Juvenile Problem	24	20	17.0
Unwanted / Trespass	24	13	20.5
Fraud	16	22	18.6
Property Investigation	14	13	16.2
Provide Information	14	13	13.5
Suspicious Circumstances	14	16	13.8
Criminal Mischief	10	9	12.1
Fire Services	10	15	9.7
Threat / Harassment	10	23	20.0
Other	9	14	11.2
Mental	8	3	6.1
Animal Complaint	6	6	12.4
Burglary	6	4	5.0
Hazard	6	9	10.3
Suicide Attempt / Threat	6	10	8.2
Abandoned Vehicle	5	2	3.5
Noise Complaint	5	6	7.7
Stolen Vehicle	5	8	5.7
Unknown / Incomplete	5	6	9.0
Runaway	4	8	5.3
Missing Person	3	5	3.9
Vice Complaint	3	10	8.7
Death Investigation	2	5	1.8
Extra Patrol Request	1	1	2.1
Open Door / Window	1	1	1.2
Recovered Stolen Vehicle	1	1	1.9
Robbery	1	2	0.8
Sex Crimes	1	4	2.7
Assault		5	5.3
Minor in Possession		1	1.9
Promiscuous Shooting		5	1.1
Prowler			0.5
Shooting			0.1
Viol. Restraining Order		1	2.3
Total Calls:	661	669	668.4

Other / Self-Initiated Activity

Type of Call	March 2018	March 2017	2017 Monthly Avg.
Traffic Stop	465	353	339.8
Follow-Up Contact	95	113	92.3
Suspicious Veh. Stop	88	56	53.4
Premise Check	23	6	8.8
Subject Stop	23	29	28.2
Detail	16	26	32.7
Training	7	15	15.5
Court	5	3	4.8
Suspect Contact	5	4	4.6
Warrant Service	4	14	7.7
Foot Patrol	3	5	4.2
Meeting	1	15	10.6
Total Calls:	735	639	602.6

Reports Written

During March, 173 reports were written. 14.5% were written by the graveyard shift, 46.2% by the dayshift units and 39.3% were written by the swing shift units.

Type of Report	March 2018
Traffic Crash	5
Theft	43
Criminal Mischief	3
Burglary	6
Stolen Vehicle	3
Assault	4
Identity Theft	4
Drug Crimes	3
Other Reports	101
Total Calls:	172

March 2017	2017 Monthly Avg.
8	10.9
25	31.1
6	9.0
6	3.2
5	3.6
2	4.9
2	2.5
4	6.3
127	114.4
185	185.9

Shift Totals	March 2018
Graveyard	25
Day Shift	79
Swing Shift	68

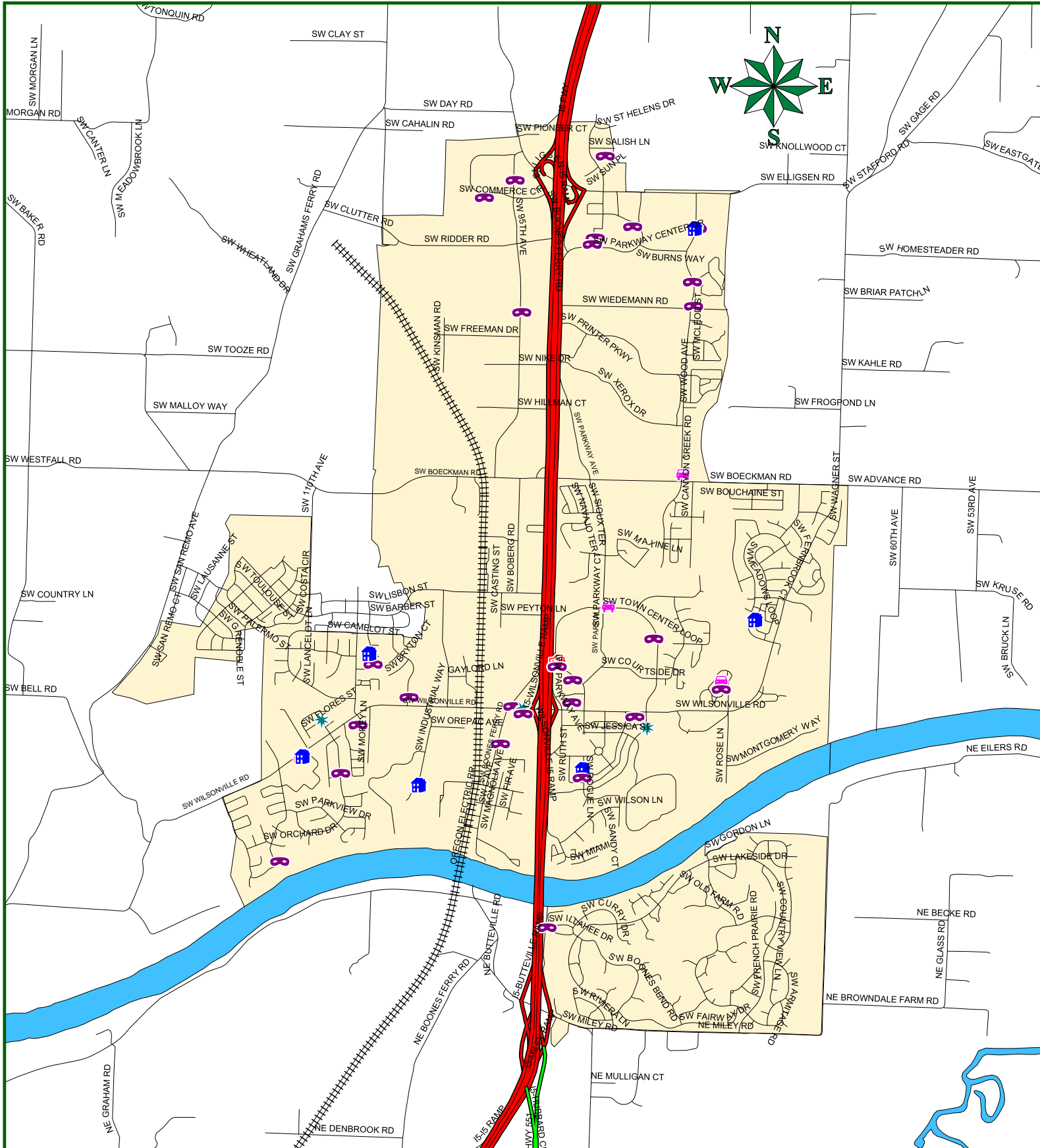
March 2017	2017 Monthly Avg.
40	38.2
79	86.0
66	61.7



Wilsonville March 2018



- Assault
- Burglary
- Criminal Mischief
- Stolen Vehicle
- Theft

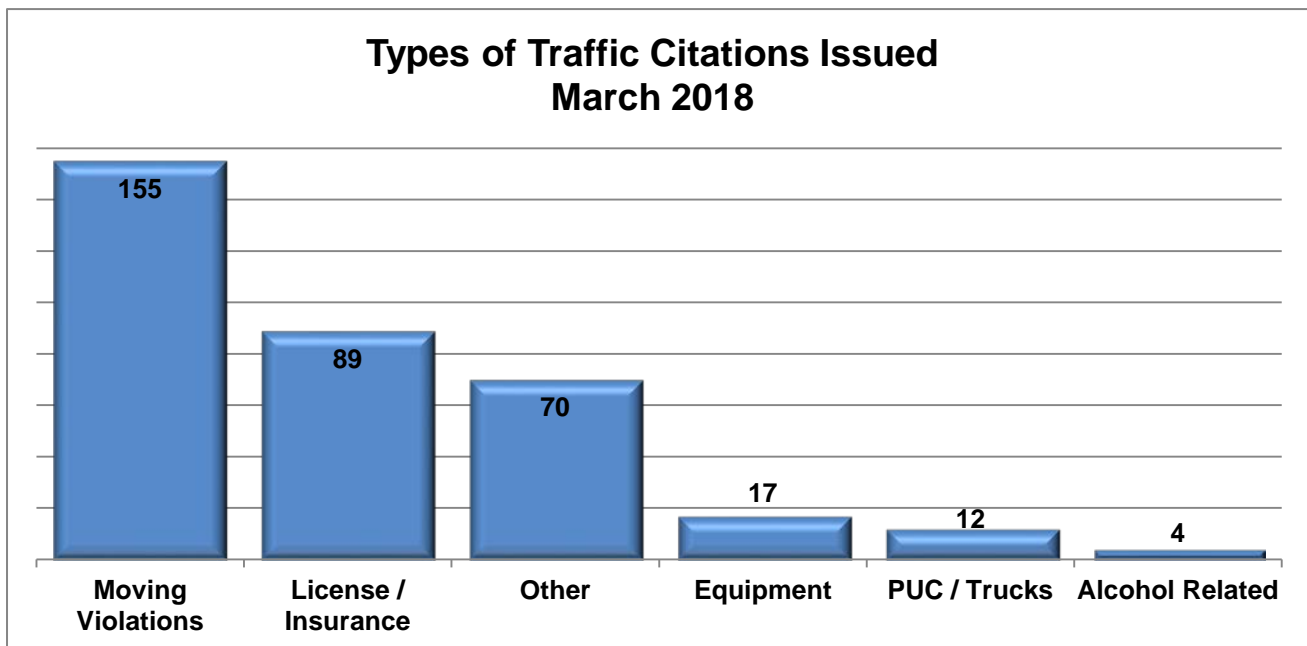
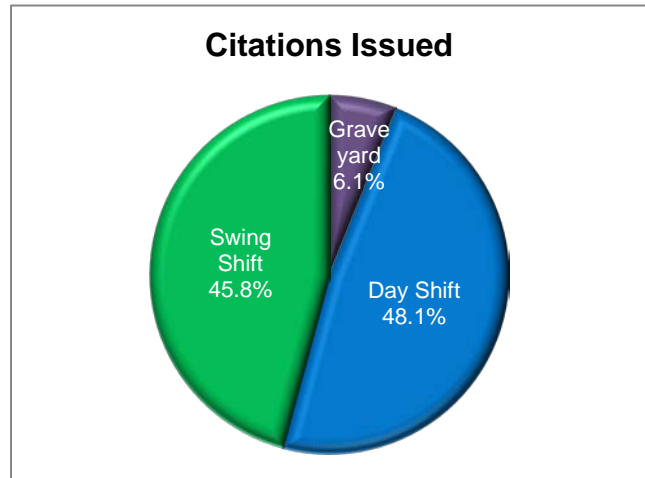
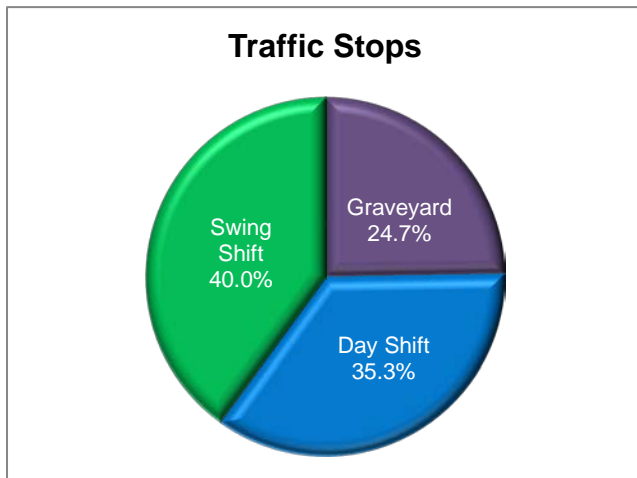


Traffic

During March 2018, 465 traffic stops were made in the City and 347 traffic citations were issued. Included in these totals are 193 traffic stops (41.5%) and 260 (74.9%) citations issued by the traffic deputies.

There were 6 arrests for Driving Under the Influence of Intoxicants (DUII).

Shift	Traffic Stops	Citations Issued
Graveyard	115	21
Day Shift	164	167
Swing Shift	186	159
Total:	465	347





Wilsonville Traffic Crashes March 2018

