

Wilsonville April 2018



City of Wilsonville Police Department

30000 SW Town Center Loop E
Wilsonville, OR 97070

In Partnership with



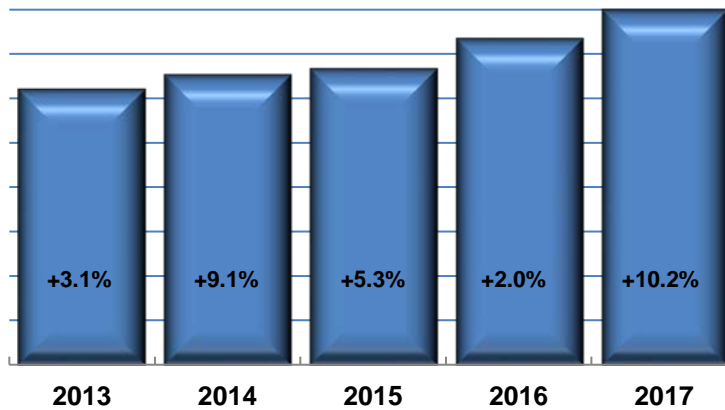
**Clackamas County
Sheriff's Office**

Monthly Summary

During April 2018, the Clackamas County Sheriff's Office provided law enforcement service to the City of Wilsonville on a 24 hour a day basis. During this time deputies assigned to Wilsonville responded to 570 calls for service, which was an average of 19.0 calls a day.

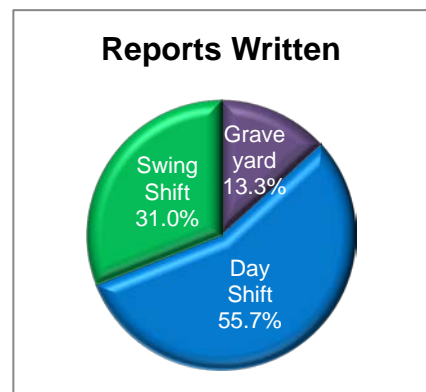
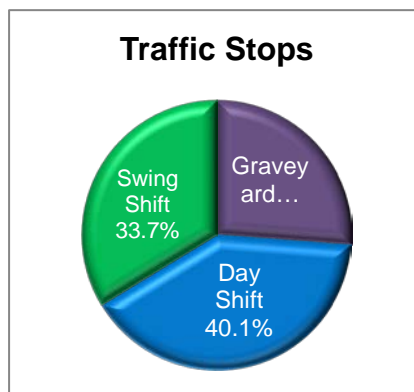
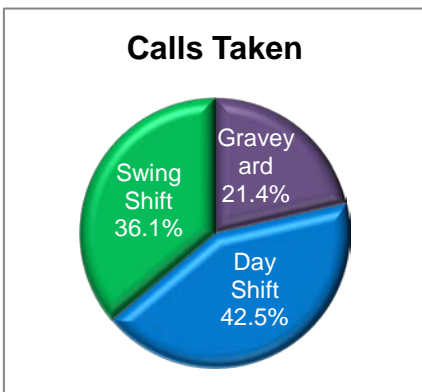
Below is a chart showing the number of calls for service in the City during the last 5 years.

<u>Year</u>	<u>Number of Calls</u>	<u>Monthly Average</u>	<u>Daily Average</u>
2013	6,230	519.2	17.1
2014	6,558	546.5	18.0
2015	6,689	557.4	18.3
2016	7,369	614.1	20.2
2017	8,021	668.4	22.0



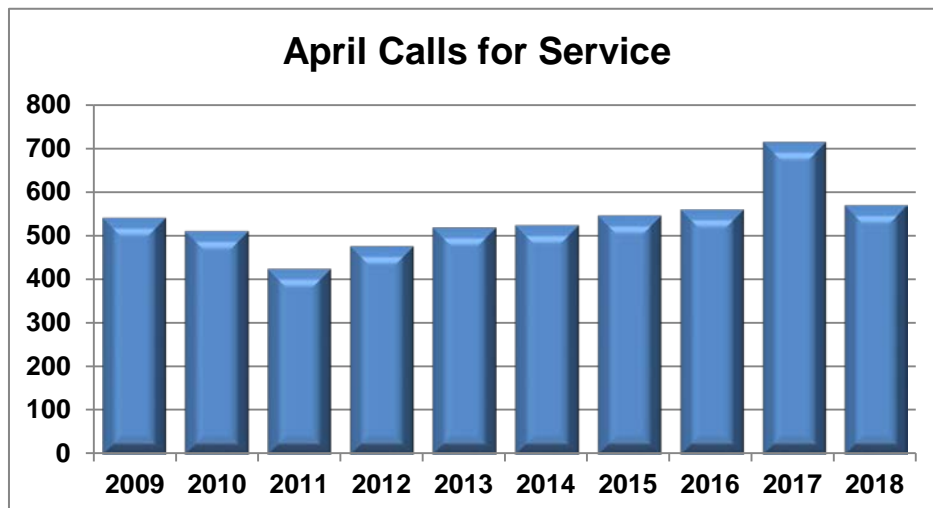
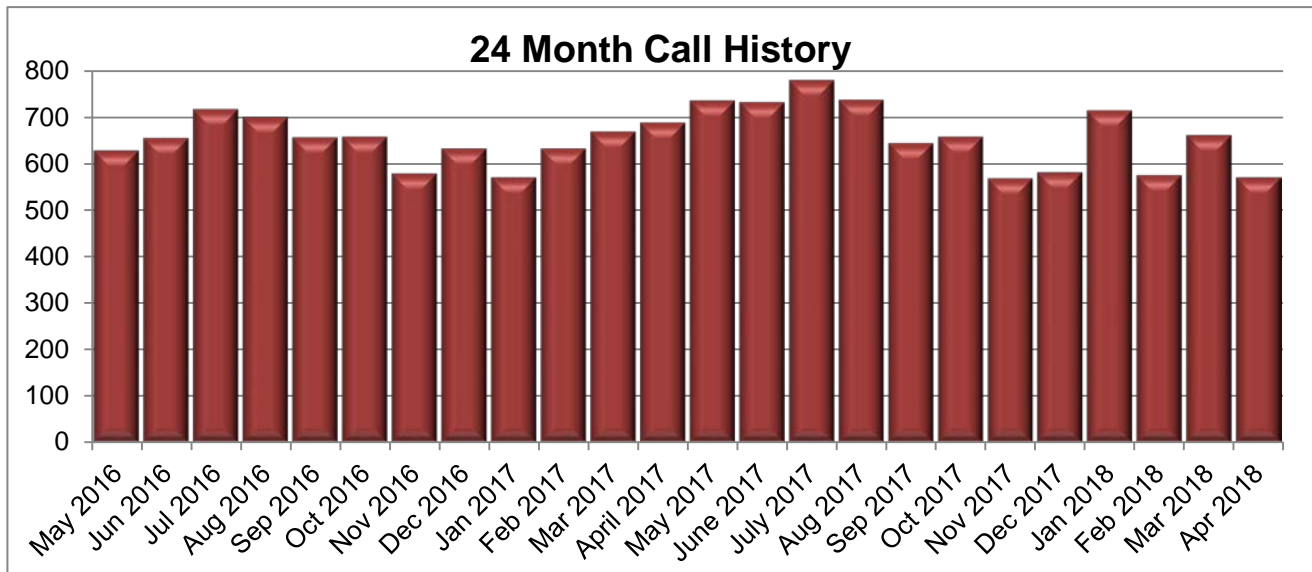
An overall look at the shift activity shows the following percentages of calls taken, traffic stops made and reports written for April.

	<u>Percentage of Calls Taken</u>	<u>Percentage of Traffic Stops</u>	<u>Percentage of Reports Written</u>
Graveyard	21.4%	26.2%	13.3%
Day Shift	42.5%	40.1%	55.7%
Swing Shift	36.1%	33.7%	31.0%



Calls for Service

Number of Calls Per Shift	April 2018	April 2017	Monthly Average 2017
Graveyard (2100-0700)	122	121	131.4
Day Shift (0700-1700)	242	383	320.3
Swing Shift (1100-0300)	206	210	216.7
Monthly Total	570	714	668.4
Daily Average	19.0	23.8	22.0



Types of Calls

This chart shows the types of calls for service during the month. These calls do not reflect actual criminal activity. In some cases the call was dispatched as a particular type of incident, but it was later determined to be of a different nature.

Type of Call	April 2018	April 2017	2017 Monthly Avg.
Alarm	63	63	66.8
Traffic Complaint	46	51	35.0
Assist Public	43	48	42.8
Parking Complaint	39	52	51.6
Theft	39	49	42.0
Disturbance	34	28	34.5
Welfare Check	33	24	27.9
Suspicious Person	29	29	33.2
Traffic Crash	27	33	27.8
Suspicious Vehicle	25	20	16.2
Threat / Harassment	19	20	20.0
Assist Agency	16	43	30.5
Suspicious Circumstances	15	16	13.8
Unwanted / Trespass	15	23	20.5
Property Investigation	13	18	16.2
Other	12	11	11.2
Fraud	11	18	18.6
Fire Services	10	8	9.7
Juvenile Problem	8	20	17.0
Suicide Attempt / Threat	8	10	8.2
Unknown / Incomplete	7	8	9.0
Burglary	6	4	5.0
Criminal Mischief	6	19	12.1
Hazard	6	12	10.3
Noise Complaint	6	13	7.7
Assault	5	4	5.3
Stolen Vehicle	5	7	5.7
Vice Complaint	5	6	8.7
Mental	4	6	6.1
Sex Crimes	3	3	2.7
Abandoned Vehicle	2	6	3.5
Death Investigation	2	2	1.8
Missing Person	2	2	3.9
Open Door / Window	2	1	1.2
Robbery	2	1	0.8
Runaway	2	3	5.3
Animal Complaint		7	12.4
Extra Patrol Request		2	2.1
Minor in Possession		4	1.9
Promiscuous Shooting		1	1.1
Provide Information		13	13.5
Prowler		1	0.5
Recovered Stolen Vehicle		1	1.9
Shooting			0.1
Viol. Restraining Order		4	2.3
Total Calls:	570	714	668.4

Other / Self-Initiated Activity

Type of Call	April 2018	April 2017	2017 Monthly Avg.
Traffic Stop	516	396	339.8
Follow-Up Contact	79	101	92.3
Suspicious Veh. Stop	70	69	53.4
Subject Stop	26	31	28.2
Premise Check	17	15	8.8
Suspect Contact	3	10	4.6
Warrant Service	3	7	7.7
Detail	2	38	32.7
Court		5	4.8
Foot Patrol		1	4.2
Meeting		16	10.6
Training		19	15.5
Total Calls:	716	708	602.6

Reports Written

During April, 158 reports were written. 13.3% were written by the graveyard shift, 55.7% by the dayshift units and 31.0% were written by the swing shift units.

Type of Report	April 2018
Theft	33
Traffic Crash	16
Criminal Mischief	11
Drug Crimes	11
Burglary	4
Stolen Vehicle	3
Identity Theft	3
Assault	2
Other Reports	75
Total Calls:	158

April 2017	2017 Monthly Avg.
35	31.1
13	10.9
14	9.0
12	6.3
4	3.2
7	3.6
4	2.5
3	4.9
112	114.4
204	185.9

Shift Totals	April 2018
Graveyard	21
Day Shift	88
Swing Shift	49

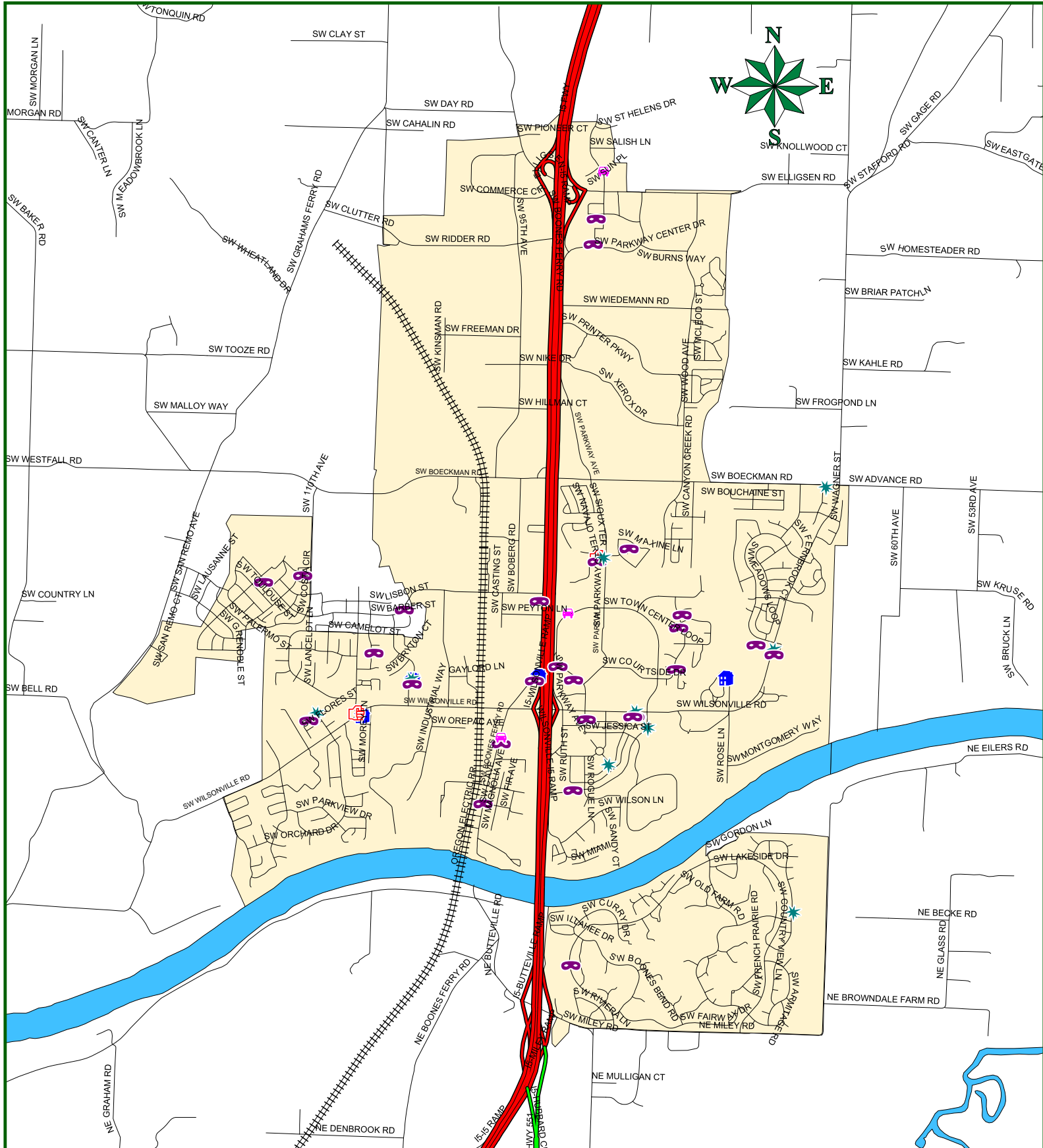
April 2017	2017 Monthly Avg.
44	38.2
103	86.0
57	61.7



Wilsonville April 2018



- Assault
- Burglary
- Criminal Mischief
- Stolen Vehicle
- Theft

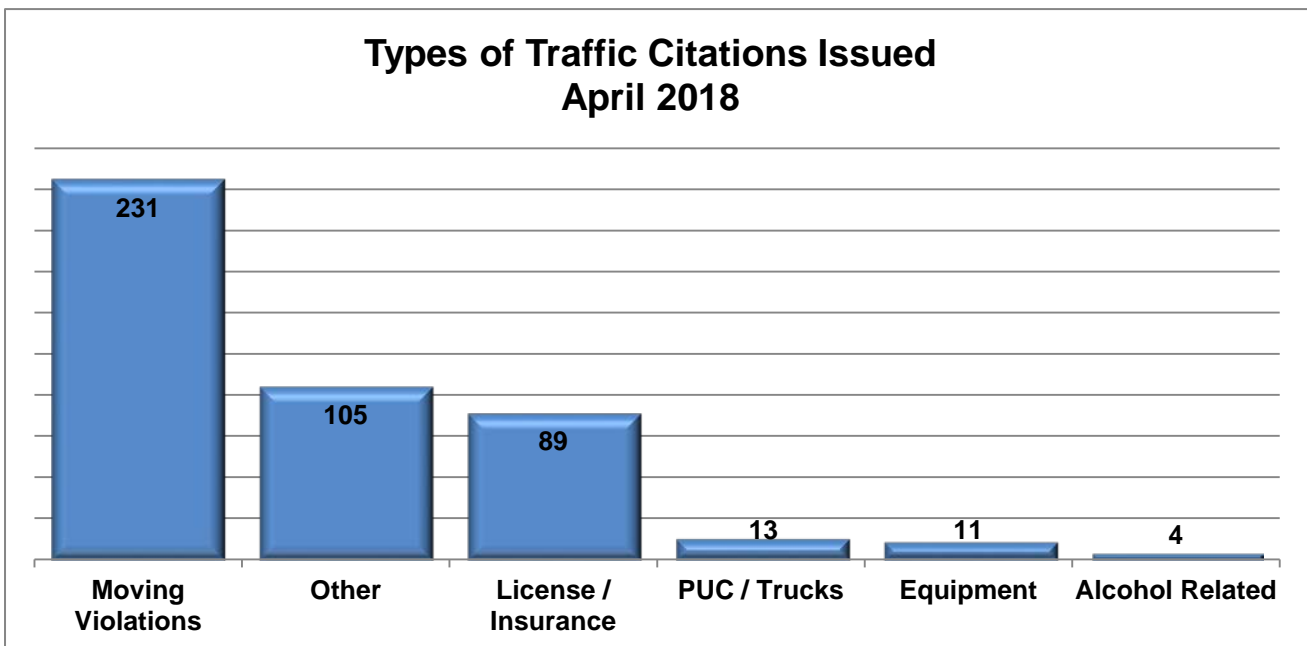
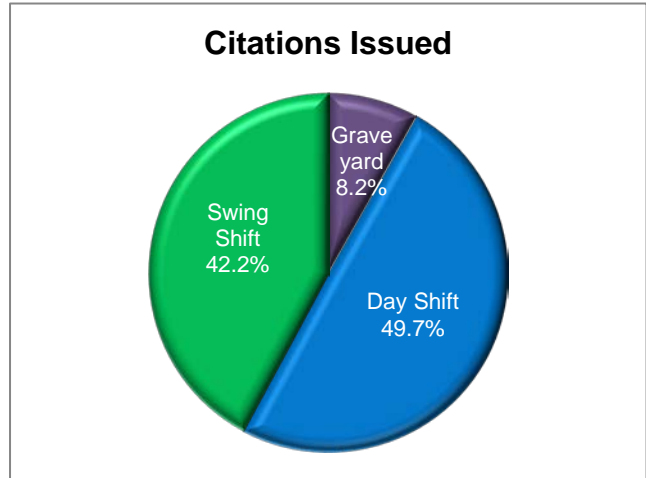
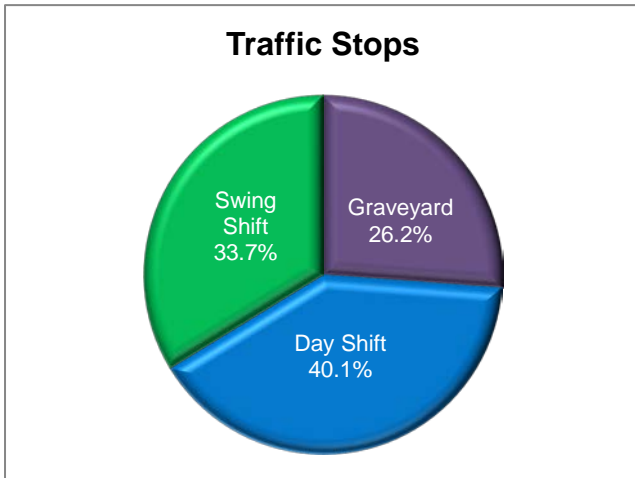


Traffic

During April 2018, 516 traffic stops were made in the City and 453 traffic citations were issued. Included in these totals are 297 traffic stops (57.6%) and 387 (85.4%) citations issued by the traffic deputies.

There were 6 arrests for Driving Under the Influence of Intoxicants (DUII).

Shift	Traffic Stops	Citations Issued
Graveyard	135	37
Day Shift	207	225
Swing Shift	174	191
Total:	516	453





Wilsonville Traffic Crashes April 2018

