



City of Wilsonville Police

February 2021

In January 2021, we welcomed a second detective to the Wilsonville Police Department, Dan Smith. He's been with Clackamas County since 2007 and will share our detective case load with Corey Alexander.



welcome

In February, Sergeant Matthew Helmer joined us and Sergeant Brett Ethington returned to the County. Helmer worked in the City several years ago as a deputy. We're happy to have him back.



School Zones are a thing again. Between February 11 and March 15, Wilsonville students, K-12, return to school. We'll be enforcing speed limits and paying attention to the cross walks.



At 4:15 a.m. on February 18, officers with Wilsonville Police took Tanner Price of Mulino, Oregon, into custody. Deputy Joshua Chapman conducted a standard traffic stop with the assistance of Detective Corey Alexander. Tanner was charged with possession and distribution of cocaine and a controlled substance.

As of noon March 2, Tanner was still in custody at the Clackamas County Jail awaiting legal proceedings.



February brought a lot of change in the weather. None of us will forget the ice storm any time soon. Here are gratuitous shots from the road of what Mother Nature wielded our way in Wilsonville.



WILSONVILLE MONTHLY ACTIVITY REPORT February 2021

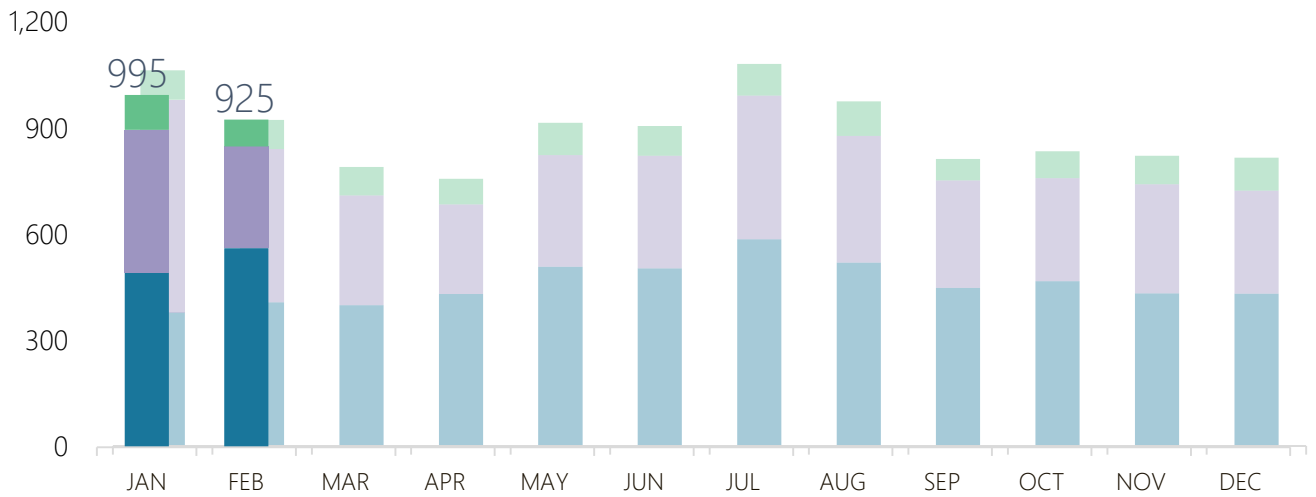


CITY OF WILSONVILLE POLICE DEPARTMENT
30000 SW Town Center Loop
Wilsonville, OR 97070

In Partnership with



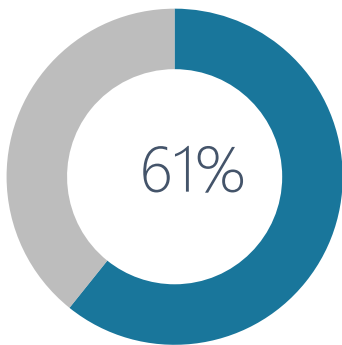
**Clackamas County
Sheriff's Office**



2020 faded, 2021 solid

Dispatched

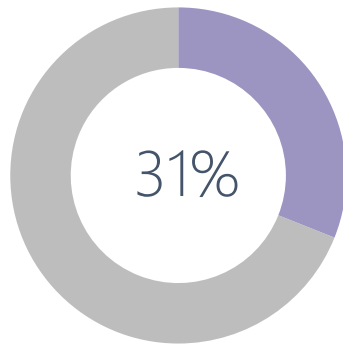
562



20.1

Self-Initiated

287

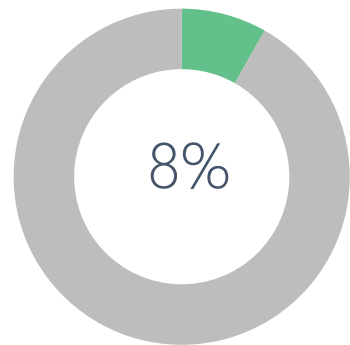


Daily Average Calls

10.3

Follow-Ups

76

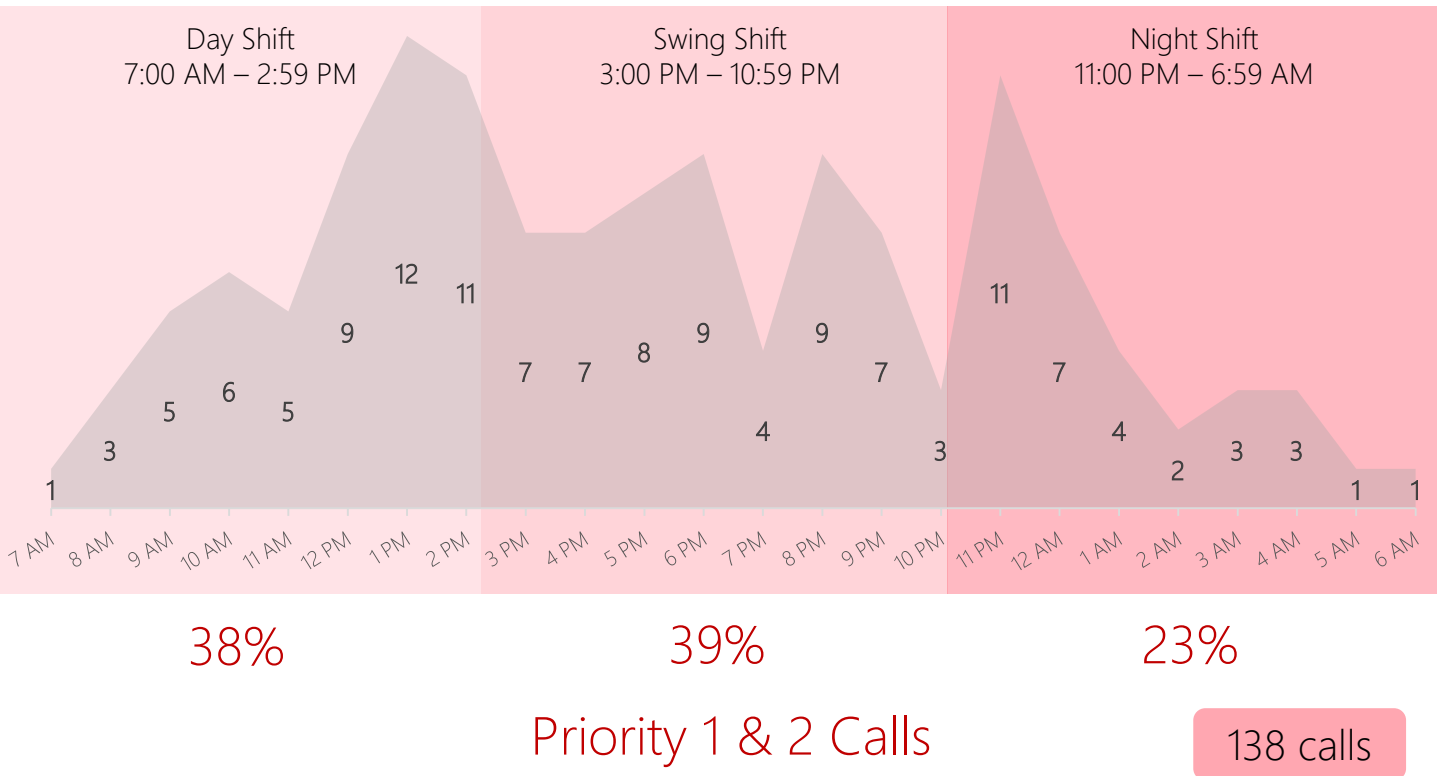
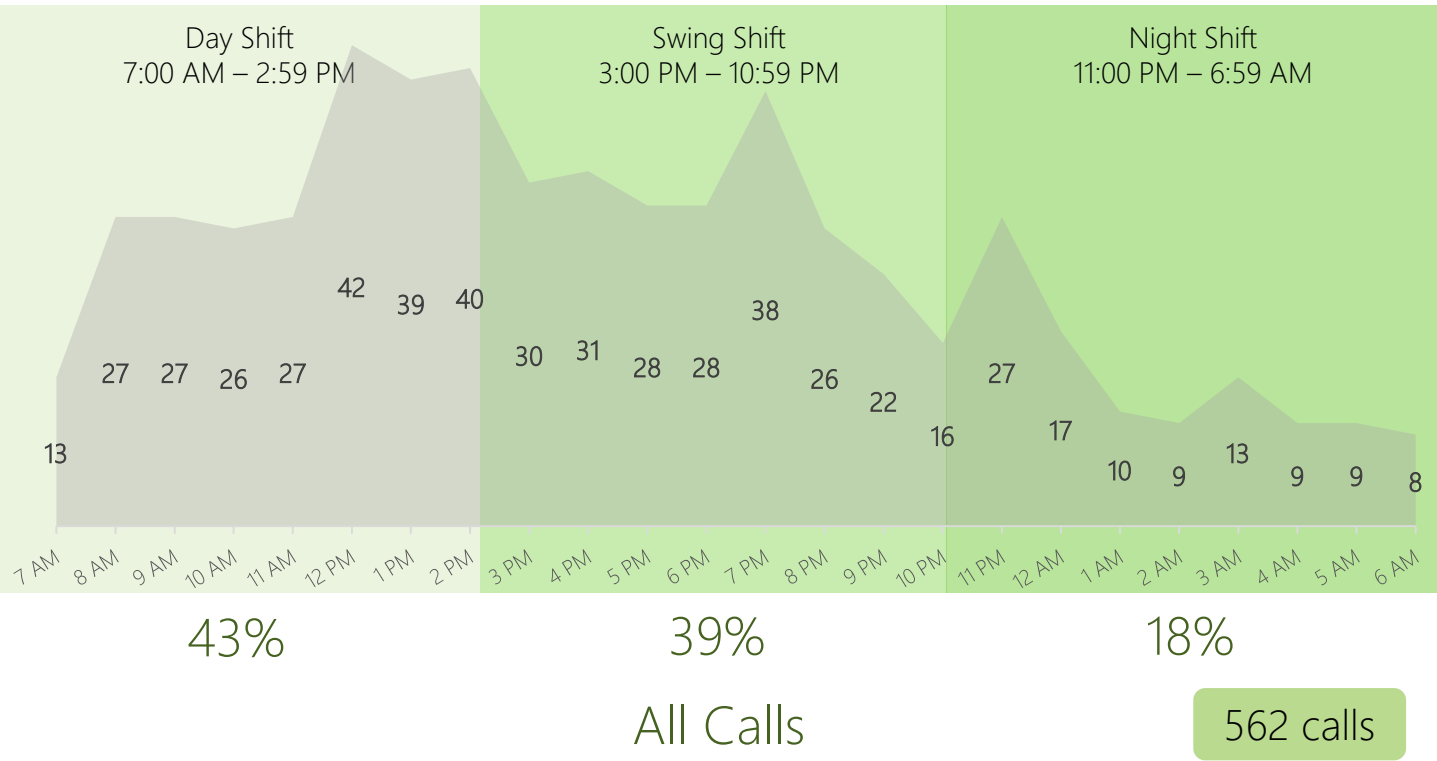


2.7

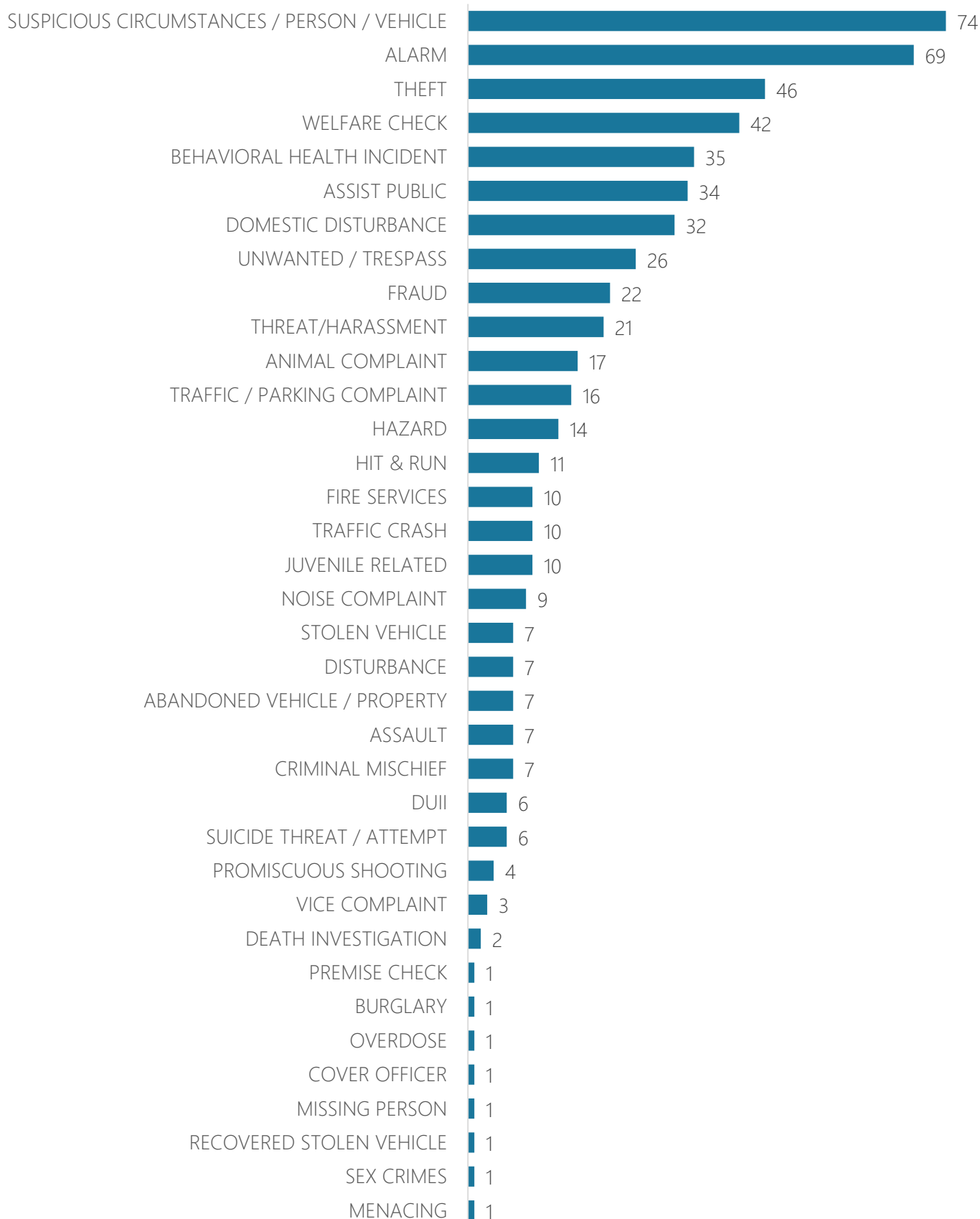
Median Hold & Response Times for Dispatched Calls

Duration Type	All Calls	Priority 1 & 2 Calls
Hold Duration (Input to Dispatch)	3:20	2:10
Response Duration (Dispatch to Arrival)	6:31	5:41

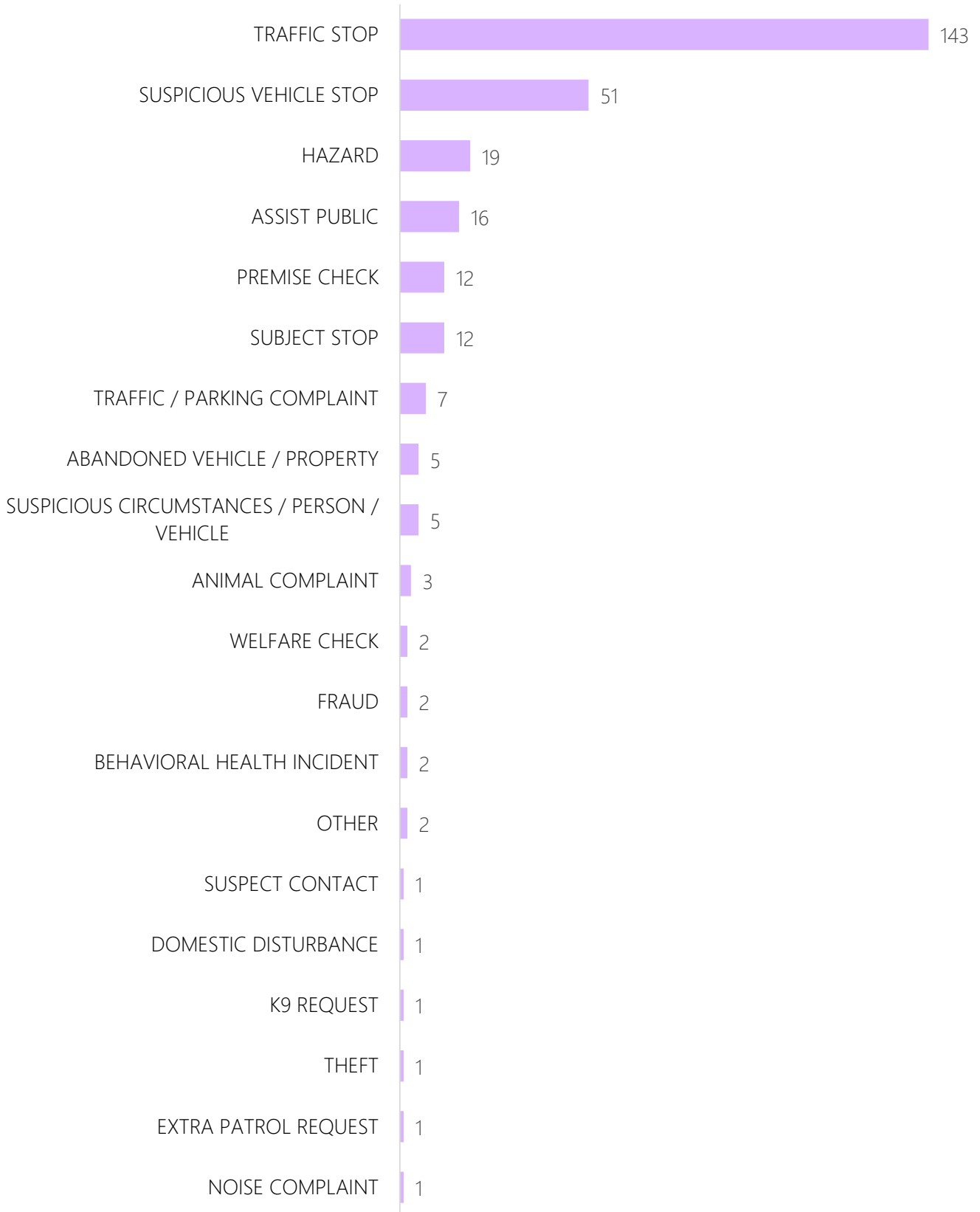
Dispatched Calls for Service Breakdown by Hour of Day & Shift Time Groupings (not actual breakdown of Wilsonville PD shift schedules)



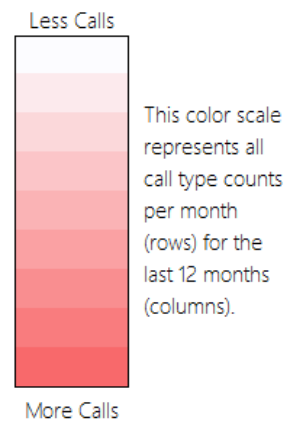
Dispatched Call Types



Self-Initiated Call Types

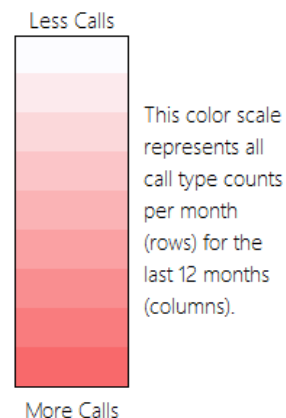


Dispatched Call Types	2020											2021		Rolling Monthly Average
	Mar	Apr	May	Jun	Jul	Aug	Sep	Oct	Nov	Dec	Jan	Feb		
ABANDONED VEHICLE / PROPERTY	11	17	11	18	14	20	16	10	10	6	7	7	12.3	
ALARM (3rd)	52	40	0	47	53	49	48	55	60	38	48	69	46.6	
ANIMAL COMPLAINT	22	6	0	18	26	26	11	18	10	18	13	17	15.4	
ARSON	0	0	0	0	0	0	1	0	0	0	0	0	0.1	
ASSAULT	4	4	0	4	4	7	1	4	2	2	4	7	3.6	
ASSIST PUBLIC (4th)	36	28	9	43	62	35	39	44	30	28	31	34	34.9	
BEHAVIORAL HEALTH INCIDENT	18	8	0	16	25	11	24	20	27	26	16	35	18.8	
BURGLARY	7	1	0	5	3	10	3	10	3	8	3	1	4.5	
COVER OFFICER	0	0	1	1	4	4	0	0	1	1	0	1	1.1	
CRIMINAL MISCHIEF	5	10	16	21	13	22	18	12	14	16	7	7	13.4	
DEATH INVESTIGATION	1	0	3	4	2	4	1	1	4	3	3	2	2.3	
DISTURBANCE	8	11	7	6	13	11	8	8	6	7	7	7	8.3	
DOMESTIC DISTURBANCE	32	21	31	36	23	27	17	32	22	25	35	32	27.8	
DUII	3	3	5	1	4	7	2	5	12	6	4	6	4.8	
EXTRA PATROL REQUEST	0	1	0	0	0	5	3	1	3	0	1	0	1.2	
FIRE SERVICES	8	3	0	7	5	7	2	10	9	7	3	10	5.9	
FRAUD	16	22	19	19	31	29	18	10	18	25	16	22	20.4	
HAZARD	3	5	4	3	5	6	5	10	7	9	4	14	6.3	
HIT & RUN	10	13	12	9	15	17	9	11	3	12	19	11	11.8	
JUVENILE RELATED	23	17	15	24	22	14	12	16	13	18	10	10	16.2	
LITTERING	0	0	1	1	3	0	2	0	0	0	1	0	0.7	
MARINE PATROL	0	1	0	0	0	1	0	0	0	0	0	0	0.2	
MENACING	0	1	0	0	0	1	2	3	0	0	0	1	0.7	
MINOR IN POSSESSION	4	1	1	1	1	1	0	1	2	0	0	0	1.0	
MISSING PERSON	6	5	5	6	1	4	3	2	3	6	7	1	4.1	
NOISE COMPLAINT	17	16	20	21	16	15	13	12	7	3	15	9	13.7	
OTHER	1	5	2	2	4	0	0	0	0	2	0	0	1.3	
OVERDOSE	0	0	0	2	1	0	1	0	0	1	2	1	0.7	
PREMISE CHECK	0	4	1	0	0	0	0	0	0	0	0	1	0.5	
PROMISCUOUS SHOOTING	2	3	1	0	0	3	0	1	1	0	1	4	1.3	
PROWLER	2	0	1	1	1	0	0	2	0	0	0	0	0.6	
PURSUIT	0	1	0	0	0	0	0	0	0	0	0	0	0.1	
RECOVERED STOLEN VEHICLE	2	2	5	3	2	1	1	1	2	1	3	1	2.0	
ROBBERY	0	0	1	1	1	0	1	2	0	0	1	0	0.6	
SEX CRIMES	2	3	1	0	4	3	1	4	2	4	0	1	2.1	
SHOOTING	0	0	0	0	0	1	0	0	0	1	0	0	0.2	
STOLEN VEHICLE	9	9	17	8	11	10	11	6	7	7	8	7	9.2	
SUBJECT STOP	0	0	1	0	0	0	0	0	0	0	0	0	0.1	
SUICIDE THREAT / ATTEMPT	8	14	8	10	11	14	13	9	13	9	13	6	10.7	
SUSPECT CONTACT	0	3	4	3	1	0	1	1	2	0	0	0	1.3	
SUSPICIOUS CIRCUMSTANCES / PERSON / VEHICLE (1st)	55	57	95	87	107	82	106	85	70	77	68	74	80.3	
THEFT (2nd)	36	75	66	51	64	48	57	49	39	47	46	46	52.0	
THREAT/HARASSMENT	20	29	22	33	23	21	20	18	23	20	16	21	22.2	
TRAFFIC / PARKING COMPLAINT	9	25	19	18	26	22	15	21	27	18	19	16	19.6	
TRAFFIC CRASH	11	6	8	13	15	14	8	12	15	17	9	10	11.5	
TRAFFIC STOP	0	0	0	0	1	0	0	0	0	0	0	0	0.1	
UNWANTED / TRESPASS	13	20	22	23	27	24	19	13	25	27	23	26	21.8	
VICE COMPLAINT	4	1	2	7	4	0	5	5	3	4	0	3	3.2	
VIOL. RESTRAINING ORDER	1	5	6	2	6	7	6	8	4	5	1	0	4.3	
WARRANT SERVICE	1	0	2	0	1	0	2	0	1	0	1	0	0.7	
WELFARE CHECK (5th)	24	28	40	40	58	50	20	37	27	22	28	42	34.7	
Grand Totals	486	524	484	615	713	633	545	569	527	526	493	562	556.4	



*Top 5 dispatched call types in last 12 months in red

Self-Initiated Call Types	2020											2021		Rolling Monthly Average
	Mar	Apr	May	Jun	Jul	Aug	Sep	Oct	Nov	Dec	Jan	Feb		
ABANDONED VEHICLE / PROPERTY	5	7	1	1	4	5	7	5	9	6	2	5	4.8	
ALARM	0	0	0	0	0	0	0	1	0	0	2	0	0.3	
ANIMAL COMPLAINT	2	5	0	4	4	3	4	2	2	2	1	3	2.7	
ASSAULT	0	0	0	0	0	0	0	0	0	0	1	0	0.1	
ASSIST PUBLIC (4th)	16	22	8	26	19	33	28	21	24	22	21	16	21.3	
BEHAVIORAL HEALTH INCIDENT	0	0	0	0	0	0	0	1	1	0	0	2	0.3	
BURGLARY	0	0	0	0	0	0	0	0	0	0	1	0	0.1	
CRIMINAL MISCHIEF	0	0	1	0	1	1	4	0	1	0	0	0	0.7	
DEATH INVESTIGATION	0	0	0	0	0	0	0	1	0	0	0	0	0.1	
DISTURBANCE	0	0	0	0	0	0	0	1	0	1	0	0	0.2	
DOMESTIC DISTURBANCE	0	0	0	0	0	0	0	0	0	1	1	1	0.3	
DUIII	1	0	0	0	0	1	0	0	0	0	0	0	0.2	
EXTRA PATROL REQUEST (5th)	0	3	4	2	3	3	0	0	7	0	1	1	2.0	
FIRE SERVICES	0	1	0	0	0	0	0	0	1	0	1	0	0.3	
FRAUD	1	0	0	2	2	3	3	1	0	0	2	2	1.3	
HAZARD	3	1	0	1	3	3	4	1	5	2	4	19	3.8	
HIT & RUN	2	1	0	0	0	0	1	0	0	0	0	0	0.3	
JUVENILE RELATED	2	0	0	0	0	1	4	0	0	0	1	0	0.7	
K9 REQUEST	1	0	1	0	1	1	0	0	0	0	2	1	0.6	
MISSING PERSON	0	0	0	0	0	0	1	1	0	0	0	0	0.2	
NOISE COMPLAINT	0	0	0	0	1	0	0	0	0	0	0	1	0.2	
OTHER	4	5	2	5	1	2	8	2	6	2	4	2	3.6	
PREMISE CHECK (3rd)	83	88	55	99	98	38	34	26	33	51	47	12	55.3	
PURSUIT	0	1	0	0	0	1	0	0	0	0	1	0	0.3	
RECOVERED STOLEN VEHICLE	1	4	2	0	1	0	1	0	1	3	1	0	1.2	
SEX CRIMES	3	0	0	1	0	1	0	0	0	1	0	0	0.5	
STOLEN VEHICLE	0	0	1	1	0	0	1	0	0	1	0	0	0.3	
SUBJECT STOP (5th)	12	19	22	34	28	29	22	22	7	14	20	12	20.1	
SUICIDE THREAT / ATTEMPT	0	0	1	0	0	0	0	0	1	0	0	0	0.2	
SUSPECT CONTACT	5	5	1	3	4	4	1	0	3	0	3	1	2.5	
SUSPICIOUS CIRCUMSTANCES / PERSON / VEHICLE	5	18	21	10	19	13	8	6	6	4	7	5	10.2	
SUSPICIOUS VEHICLE STOP (2nd)	52	60	51	58	103	78	75	94	96	83	84	51	73.8	
THEFT	1	2	2	3	2	1	2	1	0	1	1	1	1.4	
THREAT/HARASSMENT	2	1	0	0	0	0	0	1	0	1	0	0	0.4	
TRAFFIC / PARKING COMPLAINT	10	8	11	9	10	15	16	10	11	6	10	7	10.3	
TRAFFIC CRASH	1	1	1	1	2	0	1	1	2	2	0	0	1.0	
TRAFFIC STOP (1st)	161	53	183	122	188	199	146	154	155	152	184	143	153.3	
UNWANTED / TRESPASS	0	2	1	1	0	0	0	0	1	0	0	0	0.4	
VICE COMPLAINT	0	1	0	0	0	1	0	0	0	0	0	0	0.2	
VIOL. RESTRAINING ORDER	0	0	0	0	0	0	0	1	0	0	0	0	0.1	
WARRANT SERVICE	3	1	0	3	1	1	0	1	1	0	0	0	0.9	
WELFARE CHECK	2	0	1	3	1	0	0	1	3	0	1	2	1.2	
Grand Totals	378	309	370	389	496	437	371	355	376	355	403	287	377.2	



*Top 5 dispatched call types in last 12 months in red

Dispatched Call Types

Dispatched Call Type	February			
	2020	# Diff.	% Diff.	2021
ANIMAL COMPLAINT	7	10	143%	17
HAZARD	7	7	100%	14
DOMESTIC DISTURBANCE	19	13	68%	32
WELFARE CHECK	26	16	62%	42
UNWANTED / TRESPASS	17	9	53%	26
BEHAVIORAL HEALTH INCIDENT	24	11	46%	35
TRAFFIC / PARKING COMPLAINT	11	5	45%	16
ALARM	48	21	44%	69
FIRE SERVICES	7	3	43%	10
ASSAULT	5	2	40%	7
FRAUD	19	3	16%	22
THEFT	40	6	15%	46
THREAT/HARASSMENT	19	2	11%	21
SUSPICIOUS CIRCUMSTANCES / PERSON / VEHICLE	69	5	7%	74
ASSIST PUBLIC	32	2	6%	34
COVER OFFICER	1	0	No change	1
CRIMINAL MISCHIEF	7	0	No change	7
DISTURBANCE	7	0	No change	7
HIT & RUN	11	0	No change	11
NOISE COMPLAINT	9	0	No change	9
PREMISE CHECK	1	0	No change	1
RECOVERED STOLEN VEHICLE	1	0	No change	1
STOLEN VEHICLE	8	-1	-13%	7
TRAFFIC CRASH	13	-3	-23%	10
ABANDONED VEHICLE / PROPERTY	10	-3	-30%	7
DUII	10	-4	-40%	6
JUVENILE RELATED	17	-7	-41%	10
DEATH INVESTIGATION	4	-2	-50%	2
VICE COMPLAINT	7	-4	-57%	3
SUICIDE THREAT / ATTEMPT	16	-10	-63%	6
MISSING PERSON	5	-4	-80%	1
BURGLARY	7	-6	-86%	1
EXTRA PATROL REQUEST	1	-1	-100%	0
LITTERING	3	-3	-100%	0
MARINE PATROL	1	-1	-100%	0
MINOR IN POSSESSION	2	-2	-100%	0
OTHER	2	-2	-100%	0
PROWLER	1	-1	-100%	0
VIOL. RESTRAINING ORDER	1	-1	-100%	0
WARRANT SERVICE	1	-1	-100%	0
MENACING	0	1	NC	1
OVERDOSE	0	1	NC	1
PROMISCUOUS SHOOTING	0	4	NC	4
SEX CRIMES	0	1	NC	1
Grand Total	496	66	13%	562

Increase

Decrease

NC = Not Calculable. A percentage difference is not calculable when the older value equals 0, as the newer value cannot divide into 0.

Self-Initiated Call Types

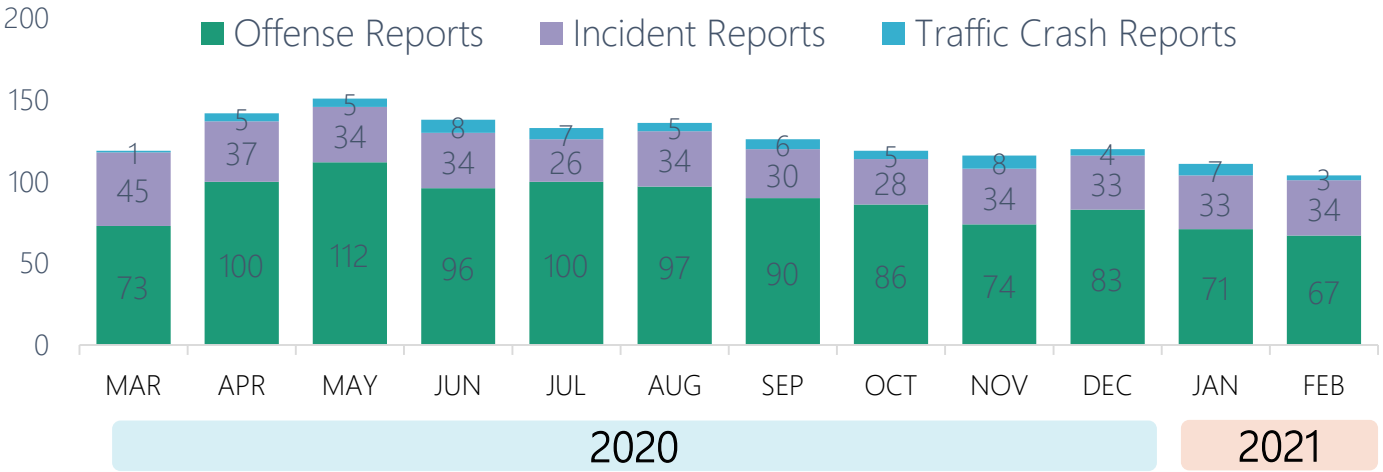
Self-Initiated Call Type	February			
	2020	# Diff.	% Diff.	2021
ANIMAL COMPLAINT	2	1	50%	3
SUSPICIOUS CIRCUMSTANCES / PERSON / VEHICLE	4	1	25%	5
FRAUD	2	0	No change	2
WELFARE CHECK	2	0	No change	2
ASSIST PUBLIC	17	-1	-6%	16
SUSPICIOUS VEHICLE STOP	62	-11	-18%	51
SUBJECT STOP	19	-7	-37%	12
ABANDONED VEHICLE / PROPERTY	8	-3	-38%	5
THEFT	2	-1	-50%	1
TRAFFIC STOP	308	-165	-54%	143
TRAFFIC / PARKING COMPLAINT	17	-10	-59%	7
SUSPECT CONTACT	4	-3	-75%	1
PREMISE CHECK	57	-45	-79%	12
EXTRA PATROL REQUEST	9	-8	-89%	1
CRIMINAL MISCHIEF	2	-2	-100%	0
DISTURBANCE	1	-1	-100%	0
HIT & RUN	1	-1	-100%	0
JUVENILE RELATED	1	-1	-100%	0
MINOR IN POSSESSION	2	-2	-100%	0
PURSUIT	1	-1	-100%	0
RECOVERED STOLEN VEHICLE	1	-1	-100%	0
TRAFFIC CRASH	3	-3	-100%	0
UNWANTED / TRESPASS	1	-1	-100%	0
WARRANT SERVICE	2	-2	-100%	0
BEHAVIORAL HEALTH INCIDENT	0	2	NC	2
DOMESTIC DISTURBANCE	0	1	NC	1
HAZARD	0	19	NC	19
K9 REQUEST	0	1	NC	1
NOISE COMPLAINT	0	1	NC	1
OTHER	0	2	NC	2
Grand Total	528	-241	-46%	287

Increase

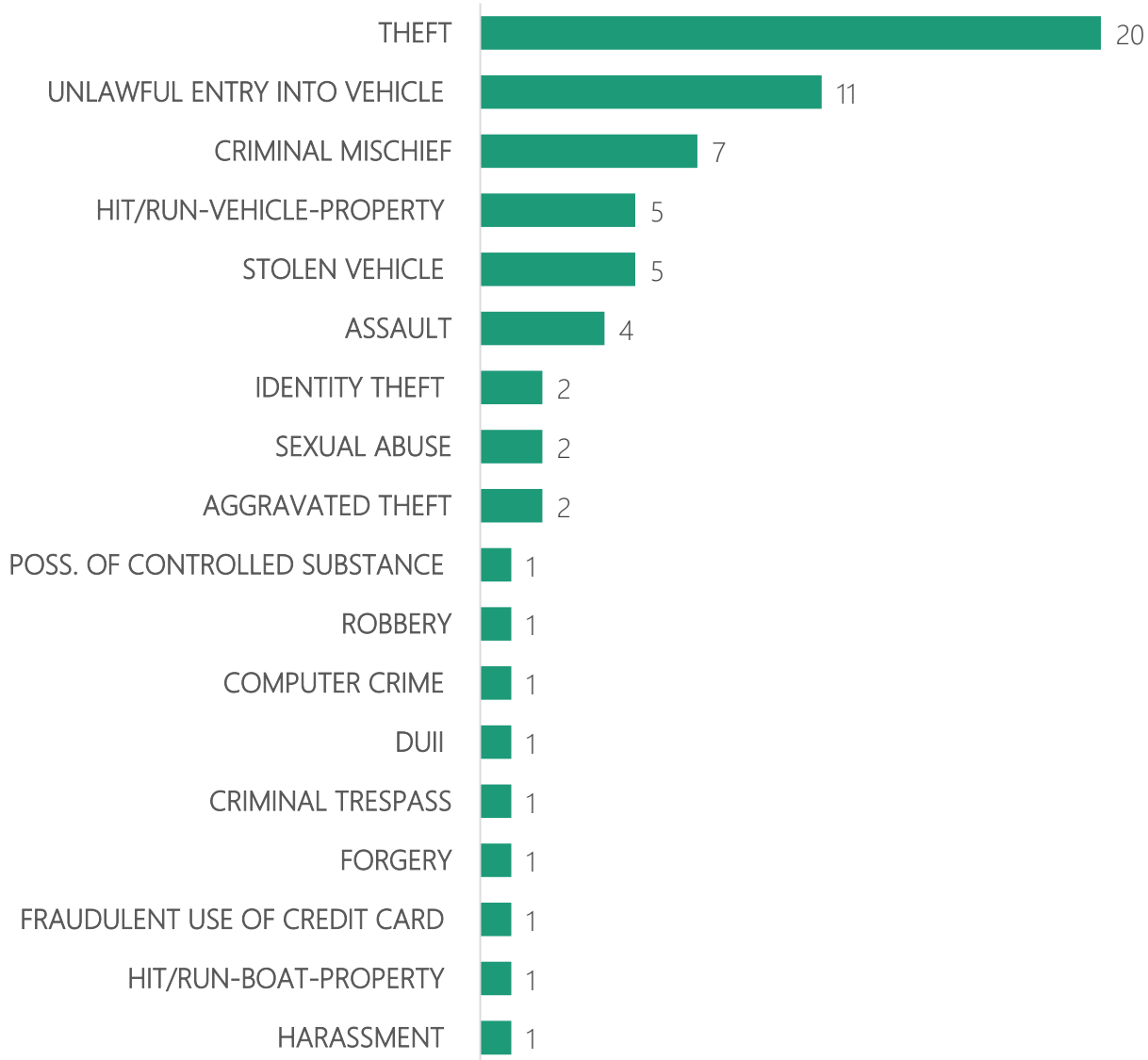
Decrease

NC = Not Calculable. A percentage difference is not calculable when the older value equals 0, as the newer value cannot divide into 0.

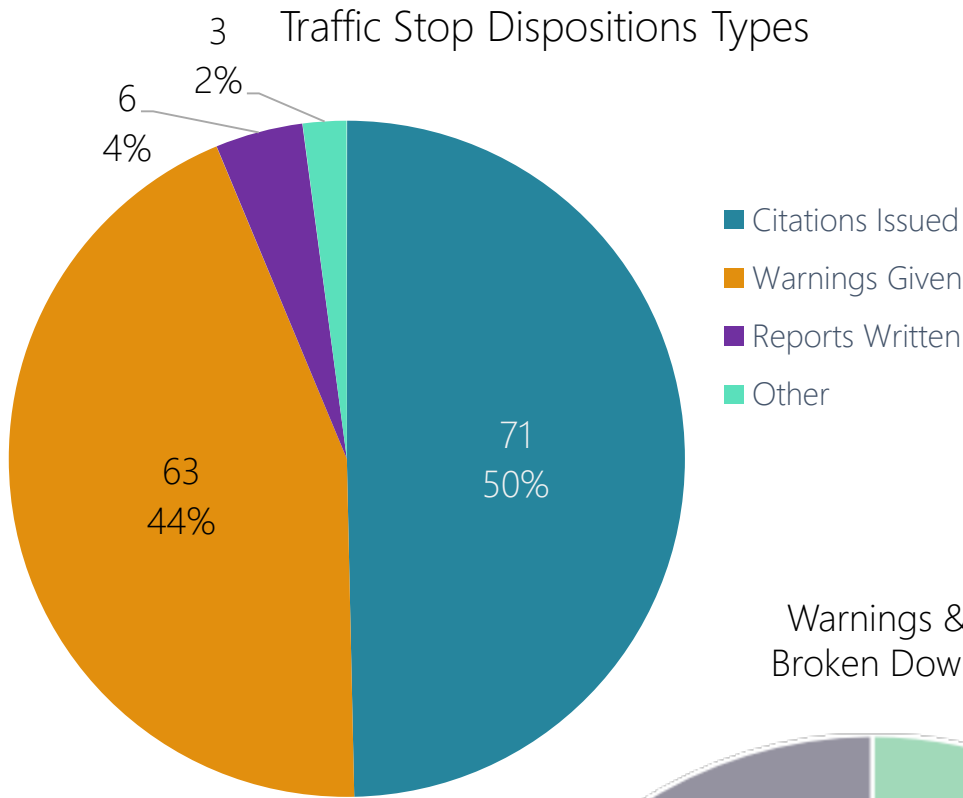
Monthly Reports Written



Offense Reports Written Breakdown by Top Charge



In February 2021, **143** traffic stops were made within the city limits, resulting in **71** citations issued, **63** warnings given, and **6** offense/incident reports created. Of the 71 citations issued, **83** violations were included (see next slide).

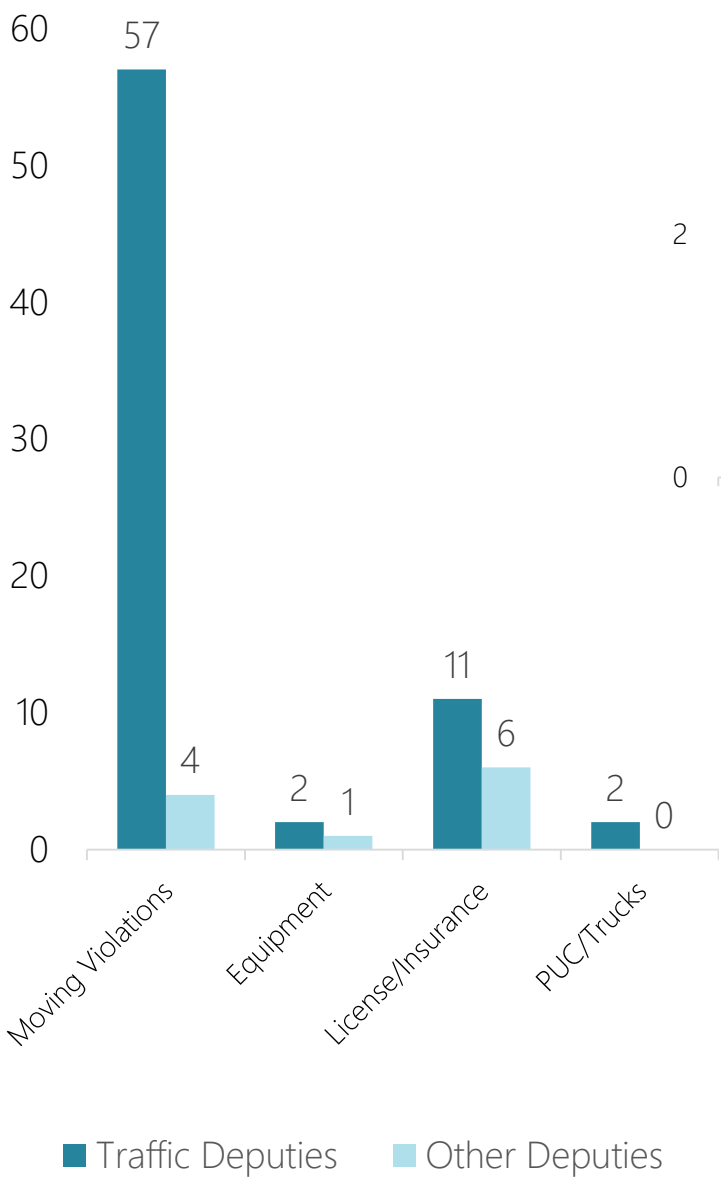


Warnings & Citations Issued Broken Down by Deputy Type

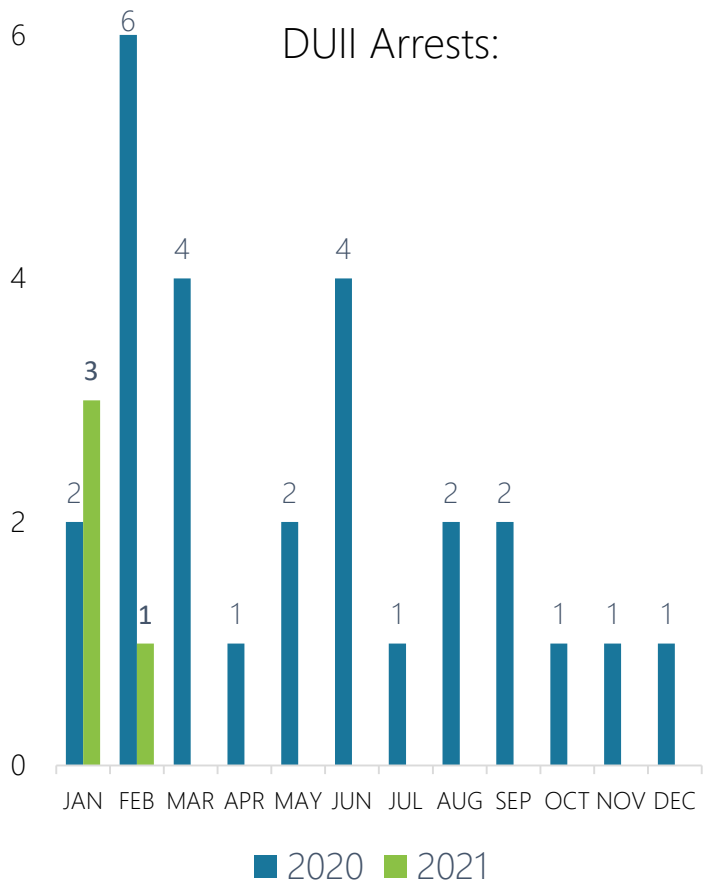


Citation Types Issued:

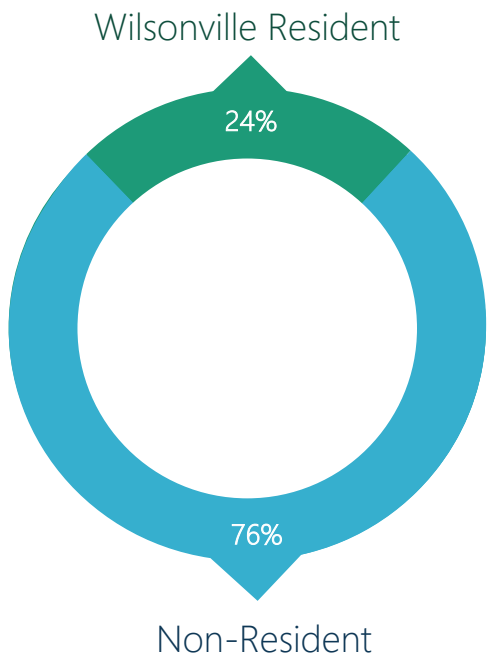
Of the 71 citations issued, 83 violations were included in the following types:



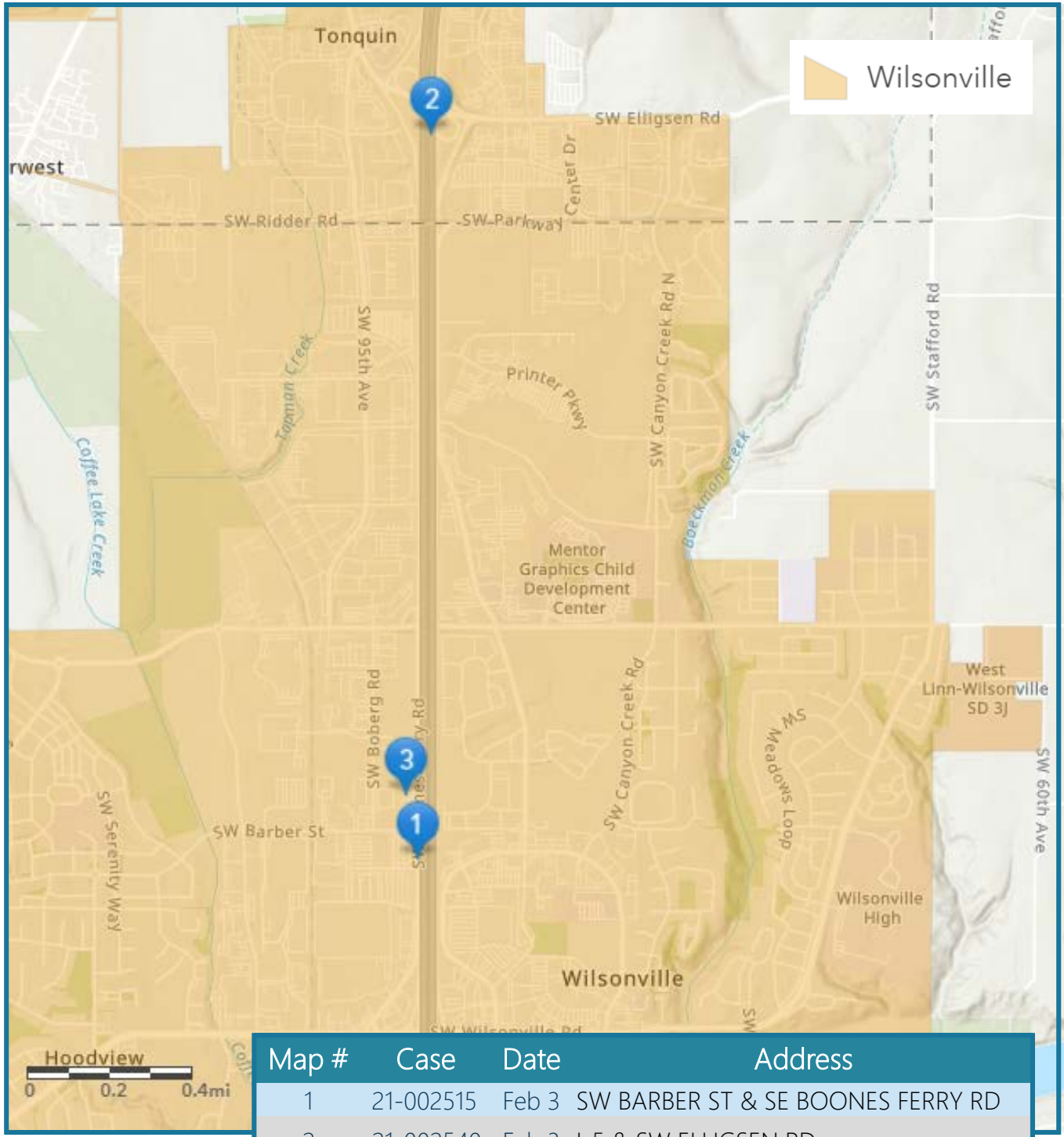
DUII Arrests:



Driver's Residency of Traffic Stop Subject (according to DL):



Map of Traffic Crash Reports



Map #	Case	Date	Address
1	21-002515	Feb 3	SW BARBER ST & SE BOONES FERRY RD
2	21-002540	Feb 3	I-5 & SW ELLIGSEN RD
3	21-003006	Feb 9	28655 SW BOONES FERRY RD