

# WILSONVILLE MONTHLY ACTIVITY REPORT December 2021

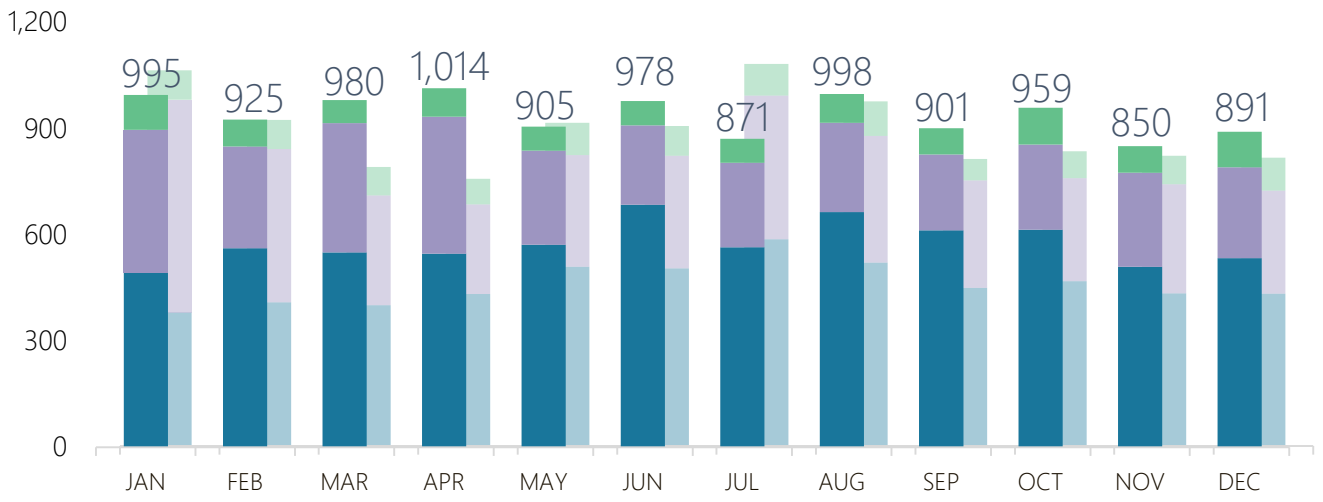


CITY OF WILSONVILLE POLICE DEPARTMENT  
30000 SW Town Center Loop  
Wilsonville, OR 97070

In Partnership with

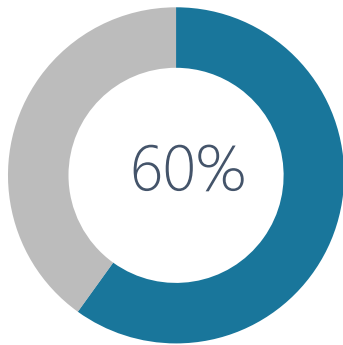


**Clackamas County  
Sheriff's Office**



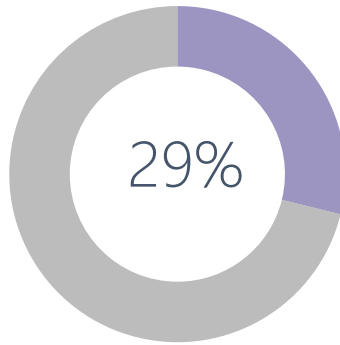
2020 faded, 2021 solid

Dispatched  
534



17.2

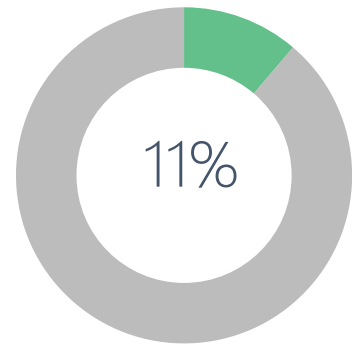
Self-Initiated  
257



Daily Average Calls

3.2

Follow-Ups  
100

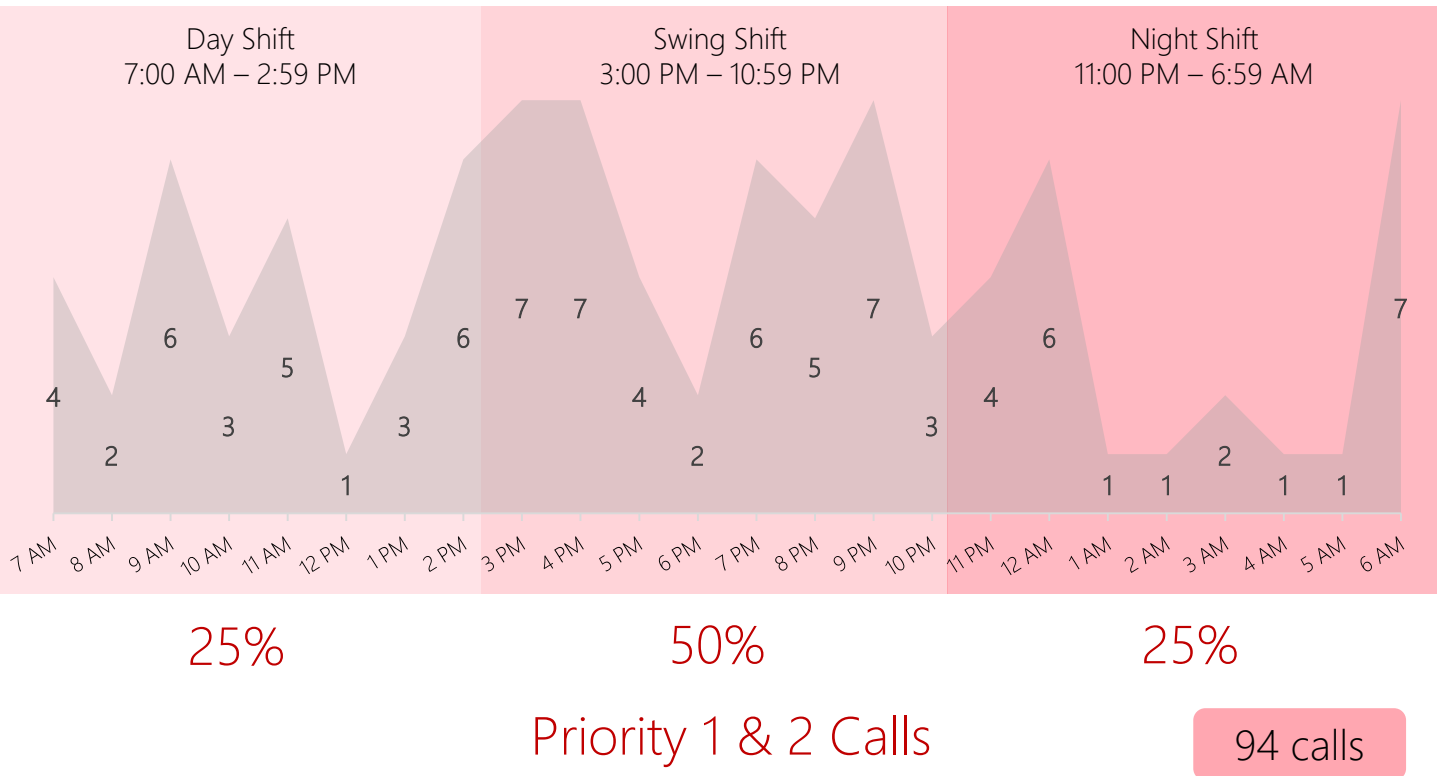
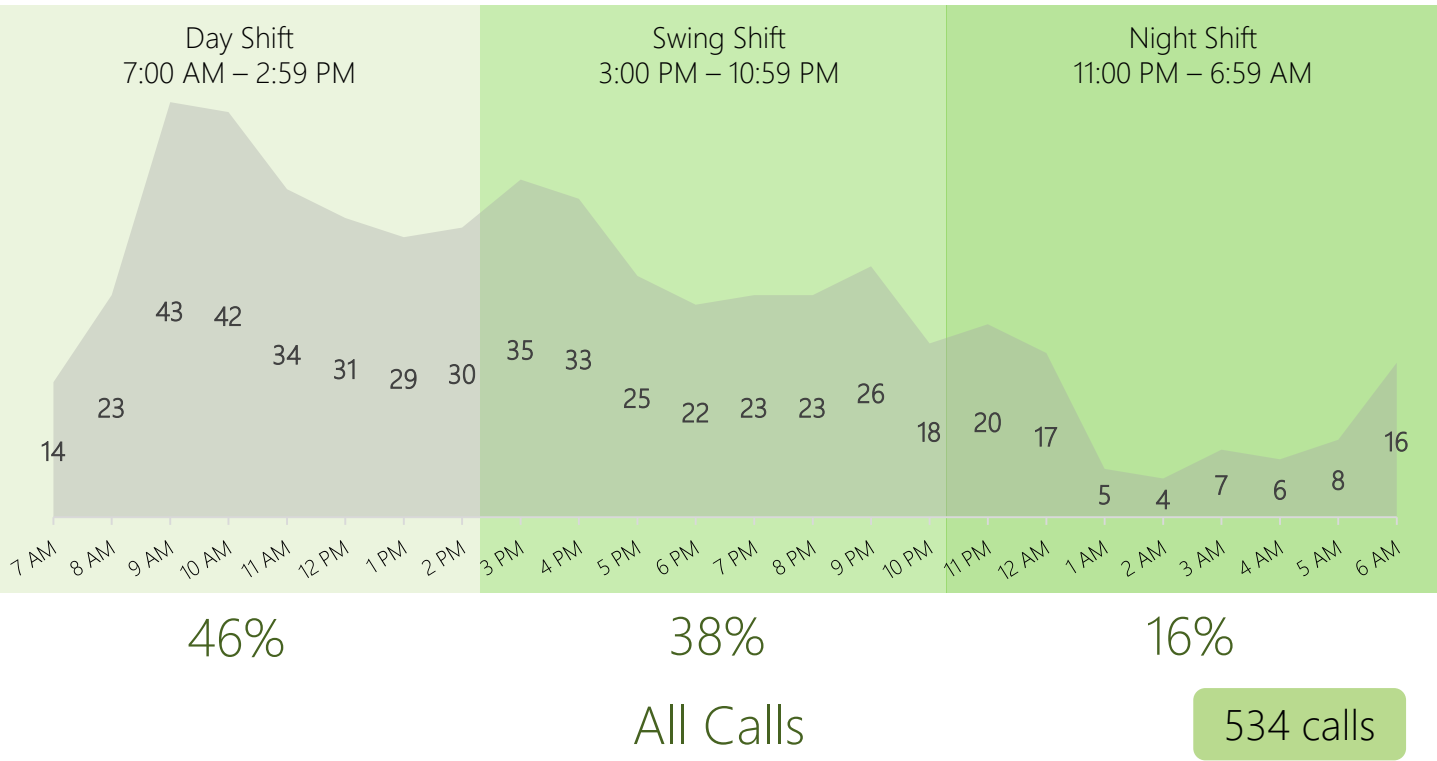


8.3

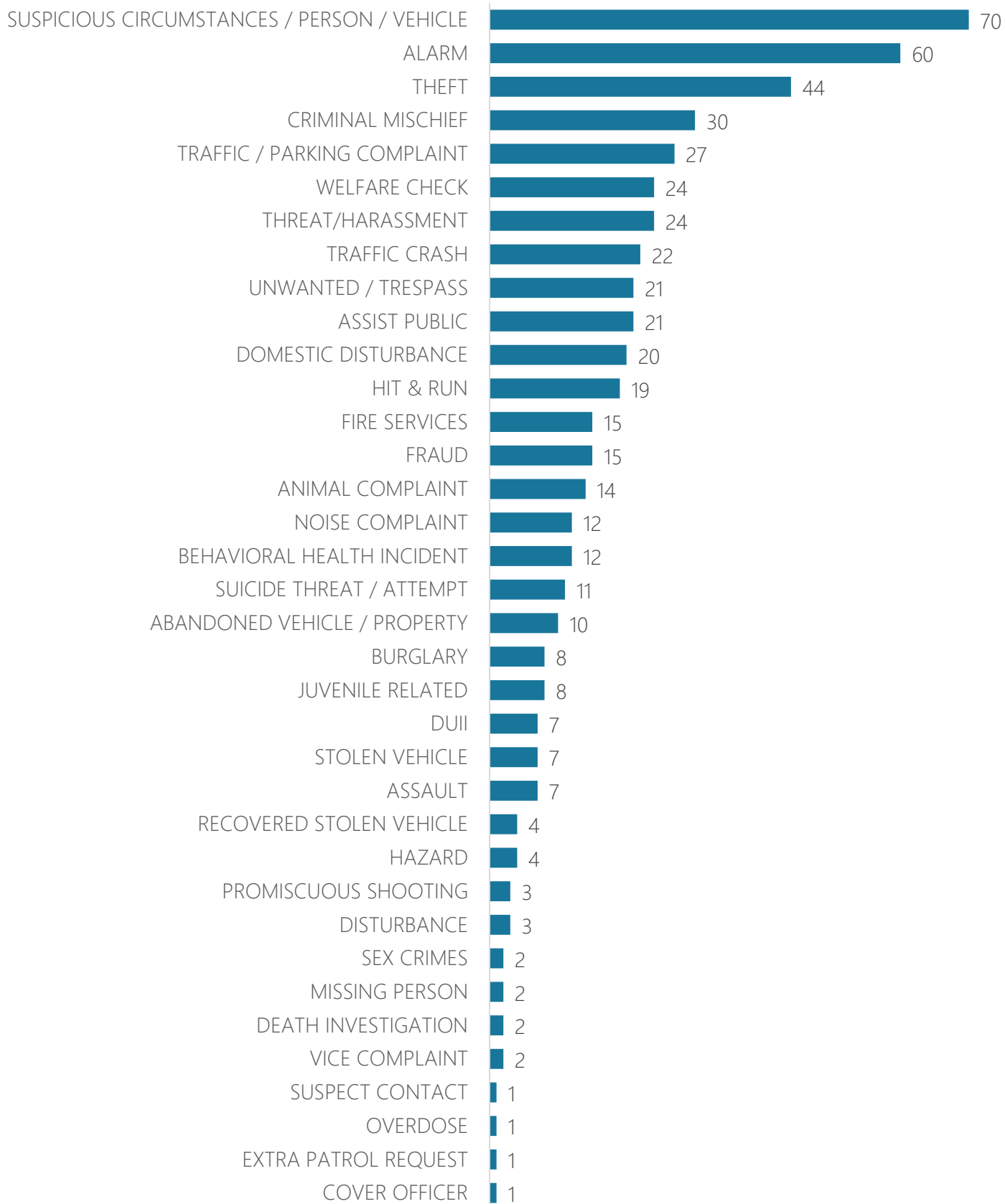
### Median Hold & Response Times for Dispatched Calls

Duration Type	All Calls	Priority 1 & 2 Calls
Hold Duration (Input to Dispatch)	3:53	2:15
Response Duration (Dispatch to Arrival)	6:30	6:28

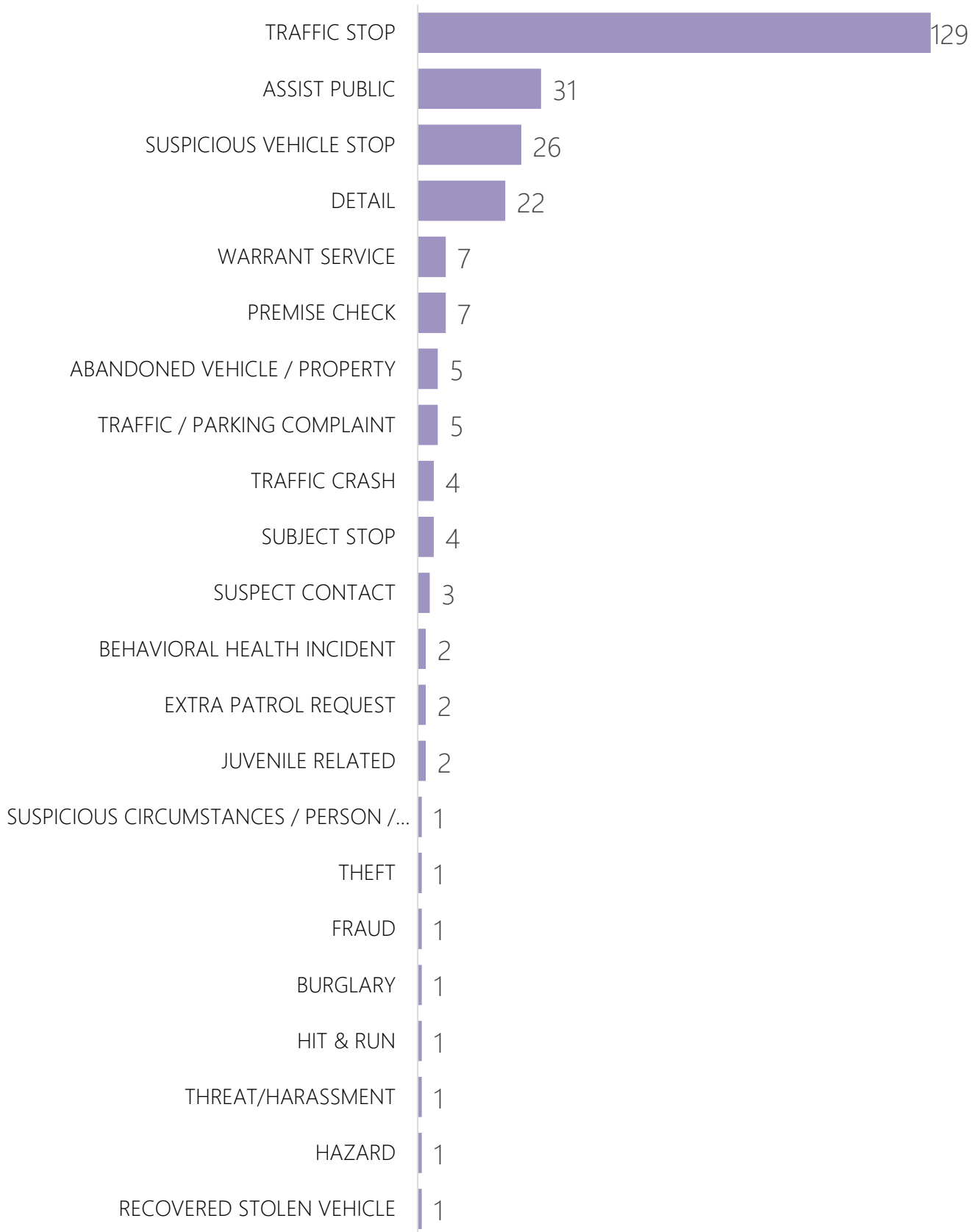
### Dispatched Calls for Service Breakdown by Hour of Day & Shift Time Groupings (not actual breakdown of Wilsonville PD shift schedules)



### Dispatched Call Types




### Self-Initiated Call Types



Dispatched Call Types	2021												Rolling Monthly Average
	Jan	Feb	Mar	Apr	May	Jun	Jul	Aug	Sep	Oct	Nov	Dec	
ABANDONED VEHICLE / PROPERTY	7	7	10	18	16	12	8	9	15	8	5	10	10.4
ALARM (2nd)	48	69	49	49	63	83	54	45	44	41	61	60	55.5
ANIMAL COMPLAINT	13	17	21	17	9	35	24	24	23	15	15	14	18.9
ASSAULT	4	7	3	2	3	13	0	9	4	6	6	7	5.3
ASSIST PUBLIC (5th)	31	34	24	31	41	44	38	41	24	28	35	21	32.7
BEHAVIORAL HEALTH INCIDENT	16	35	37	12	16	23	26	40	39	22	14	12	24.3
BURGLARY	3	1	3	0	7	6	10	7	5	4	0	8	4.5
COVER OFFICER	0	1	2	1	1	1	2	2	1	3	1	1	1.3
CRIMINAL MISCHIEF	7	7	6	12	8	19	13	8	10	9	10	30	11.6
DEATH INVESTIGATION	3	2	3	4	2	6	3	3	1	1	2	2	2.7
DISTURBANCE	7	7	4	10	4	9	4	8	6	6	4	3	6.0
DOMESTIC DISTURBANCE	35	32	33	32	39	29	23	32	23	27	28	20	29.4
DUII	4	6	3	6	7	5	7	4	4	2	4	7	4.9
EXTRA PATROL REQUEST	1	0	1	2	3	2	0	2	0	1	1	1	1.2
FIRE SERVICES	3	10	7	5	4	11	10	6	11	9	8	15	8.3
FRAUD	16	22	23	14	19	18	10	22	15	15	10	15	16.6
HAZARD	4	14	5	8	8	8	5	9	7	4	4	4	6.7
HIT & RUN	19	11	9	10	15	14	15	12	13	19	8	19	13.7
JUVENILE RELATED	10	10	10	14	25	21	12	15	22	16	11	8	14.5
LITTERING	1	0	0	0	1	1	1	0	2	0	1	0	0.6
MARINE PATROL	0	0	0	0	1	2	1	0	0	0	1	0	0.4
MARINE RESCUE	0	0	0	0	0	0	1	0	0	0	0	0	0.1
MENACING	0	1	3	1	2	1	1	1	0	1	0	0	0.9
MINOR IN POSSESSION	0	0	0	1	1	3	1	3	0	2	0	0	0.9
MISSING PERSON	7	1	5	4	4	1	3	2	6	2	1	2	3.2
NOISE COMPLAINT	15	9	6	13	12	10	15	16	8	15	11	12	11.8
OTHER	0	0	1	2	0	1	0	2	1	0	1	0	0.7
OVERDOSE	2	1	4	1	0	1	0	1	0	0	1	1	1.0
PREMISE CHECK	0	1	0	1	0	3	0	1	1	0	0	0	0.6
PROMISCUOUS SHOOTING	1	4	0	0	0	3	0	0	1	3	5	3	1.7
PROWLER	0	0	0	0	1	1	2	0	0	0	2	0	0.5
RECOVERED STOLEN VEHICLE	3	1	0	0	0	3	2	0	3	4	1	4	1.8
ROBBERY	1	0	0	0	0	1	0	0	0	1	0	0	0.3
SEX CRIMES	0	1	1	2	1	2	3	3	2	1	0	2	1.5
SHOOTING	0	0	0	1	0	0	0	0	0	0	0	0	0.1
STOLEN VEHICLE	8	7	7	1	6	11	2	15	13	11	10	7	8.2
SUICIDE THREAT / ATTEMPT	13	6	8	13	18	12	17	8	9	9	8	11	11.0
SUSPECT CONTACT	0	0	0	0	0	1	1	1	1	0	0	1	0.4
SUSPICIOUS CIRCUMSTANCES / PERSON / VEHICLE (1st)	68	74	78	88	91	89	78	78	103	89	74	70	81.7
THEFT (3rd)	46	46	37	46	23	39	38	70	51	55	44	44	44.9
THREAT/HARASSMENT	16	21	20	17	26	18	24	31	19	33	18	24	22.3
TRAFFIC / PARKING COMPLAINT	19	16	30	35	19	31	41	41	37	28	38	27	30.2
TRAFFIC CRASH	9	10	14	15	22	10	14	16	17	12	11	22	14.3
UNWANTED / TRESPASS	23	26	30	17	20	20	22	34	28	20	27	21	24.0
VICE COMPLAINT	0	3	5	7	4	3	3	3	2	3	1	2	3.0
VIOL. RESTRAINING ORDER	1	0	3	3	1	3	2	3	4	1	3	0	2.0
WARRANT SERVICE	1	0	0	1	1	3	1	2	1	0	0	0	0.8
WELFARE CHECK (4th)	28	42	45	31	28	53	28	35	37	27	25	24	33.6
<b>Grand Total</b>	<b>493</b>	<b>562</b>	<b>550</b>	<b>547</b>	<b>572</b>	<b>685</b>	<b>565</b>	<b>664</b>	<b>613</b>	<b>553</b>	<b>510</b>	<b>534</b>	<b>570.7</b>

Less Calls



More Calls

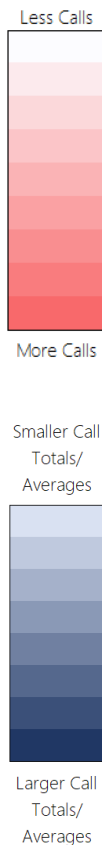
Smaller Call Totals/Averages



Larger Call Totals/Averages

\*Top 5 dispatched call types in last 12 months in red

Self-Initiated Call Types	2021												Rolling Monthly Average
	Jan	Feb	Mar	Apr	May	Jun	Jul	Aug	Sep	Oct	Nov	Dec	
ABANDONED VEHICLE / PROPERTY	2	5	4	4	5	10	6	10	8	7	4	5	5.8
ALARM	2	0	1	1	1	1	2	0	0	0	1	0	0.8
ANIMAL COMPLAINT	1	3	1	0	1	1	0	2	0	1	0	0	0.8
ASSAULT	1	0	0	0	0	0	0	0	0	0	0	0	0.1
ASSIST PUBLIC (3rd)	21	16	20	27	26	28	26	30	43	40	37	31	28.8
BEHAVIORAL HEALTH INCIDENT	0	2	0	1	0	0	0	1	1	2	0	2	0.8
BURGLARY	1	0	0	0	0	0	0	0	0	0	1	1	0.3
COVER OFFICER	0	0	0	0	0	0	0	0	0	1	0	0	0.1
CRIMINAL MISCHIEF	0	0	0	1	1	0	0	1	1	1	0	0	0.4
DETAIL	0	0	0	0	0	0	0	0	0	0	19	22	3.4
DISTURBANCE	0	0	0	0	0	0	0	0	0	0	1	0	0.1
DOMESTIC DISTURBANCE	1	1	0	0	0	1	1	1	0	0	0	0	0.4
DUII	0	0	0	0	0	1	0	0	0	0	0	0	0.1
EXTRA PATROL REQUEST	1	1	1	0	3	2	0	0	4	1	0	2	1.3
FIRE SERVICES	1	0	0	0	0	0	0	0	0	0	0	0	0.1
FRAUD	2	2	2	0	3	0	3	0	3	2	5	1	1.9
HAZARD	4	19	4	2	1	1	1	4	2	1	1	1	3.4
HIT & RUN	0	0	0	0	2	0	1	1	0	0	0	1	0.4
JUVENILE RELATED	1	0	1	0	0	0	0	1	0	4	1	2	0.8
K9 REQUEST	2	1	0	0	0	0	0	0	0	0	0	0	0.3
MISSING PERSON	0	0	0	0	0	0	0	0	0	0	1	0	0.1
NOISE COMPLAINT	0	1	0	0	0	0	1	0	0	0	0	0	0.2
OTHER	4	2	12	13	7	2	5	2	6	4	2	0	4.9
PREMISE CHECK (5th)	47	12	13	13	12	8	8	8	2	1	7	7	11.5
PROMISCUOUS SHOOTING	0	0	0	0	0	0	0	0	0	0	1	0	0.1
PURSUIT	1	0	1	2	2	2	2	1	0	0	0	0	0.9
RECOVERED STOLEN VEHICLE	1	0	1	3	1	0	0	0	1	0	1	1	0.8
STOLEN VEHICLE	0	0	0	0	1	0	0	0	1	0	1	0	0.3
SUBJECT STOP	20	12	13	10	13	15	13	10	2	8	9	4	10.8
SUICIDE THREAT / ATTEMPT	0	0	0	0	0	0	0	0	0	1	0	0	0.1
SUSPECT CONTACT	3	1	1	2	3	2	1	2	0	1	4	3	1.9
SUSPICIOUS CIRCUMSTANCES / PERSON / VEHICLE	7	5	1	4	4	7	3	3	3	4	10	1	4.3
SUSPICIOUS VEHICLE STOP (2nd)	84	51	75	39	41	48	39	25	20	9	18	26	39.6
THEFT	1	1	0	0	1	1	0	2	2	2	4	1	1.3
THREAT/HARASSMENT	0	0	0	0	0	0	2	0	1	0	1	1	0.4
TRAFFIC / PARKING COMPLAINT (4th)	10	7	18	16	15	8	5	12	13	19	16	5	12.0
TRAFFIC CRASH	0	0	2	1	1	1	2	3	0	1	1	4	1.3
TRAFFIC STOP (1st)	184	143	191	244	120	84	115	130	99	113	116	129	139.0
UNWANTED / TRESPASS	0	0	1	0	1	0	0	0	0	0	0	0	0.2
VICE COMPLAINT	0	0	0	0	0	0	1	0	0	0	0	0	0.1
WARRANT SERVICE	0	0	2	1	0	1	1	2	1	2	2	7	1.6
WELFARE CHECK	1	2	0	2	1	0	0	1	1	0	1	0	0.8
<b>Grand Total</b>	<b>403</b>	<b>287</b>	<b>365</b>	<b>386</b>	<b>266</b>	<b>224</b>	<b>238</b>	<b>252</b>	<b>214</b>	<b>225</b>	<b>265</b>	<b>257</b>	<b>281.8</b>



\*Top 5 dispatched call types in last 12 months in red

## Dispatched Call Types

Dispatched	December		% Difference
	2020	2021	
NOISE COMPLAINT	3	12	300%
RECOVERED STOLEN VEHICLE	1	4	300%
ASSAULT	2	7	250%
FIRE SERVICES	7	15	114%
CRIMINAL MISCHIEF	16	30	88%
ABANDONED VEHICLE / PROPERTY	6	10	67%
HIT & RUN	12	19	58%
ALARM	38	60	58%
TRAFFIC / PARKING COMPLAINT	18	27	50%
TRAFFIC CRASH	17	22	29%
SUICIDE THREAT / ATTEMPT	9	11	22%
THREAT/HARASSMENT	20	24	20%
DUII	6	7	17%
WELFARE CHECK	22	24	9%
BURGLARY	8	8	No change
COVER OFFICER	1	1	No change
OVERDOSE	1	1	No change
STOLEN VEHICLE	7	7	No change
THEFT	47	44	-6%
SUSPICIOUS CIRCUMSTANCES / PERSON / VEHICLE	77	70	-9%
DOMESTIC DISTURBANCE	25	20	-20%
ANIMAL COMPLAINT	18	14	-22%
UNWANTED / TRESPASS	27	21	-22%
ASSIST PUBLIC	28	21	-25%
DEATH INVESTIGATION	3	2	-33%
FRAUD	25	15	-40%
SEX CRIMES	4	2	-50%
VICE COMPLAINT	4	2	-50%
BEHAVIORAL HEALTH INCIDENT	26	12	-54%
HAZARD	9	4	-56%
JUVENILE RELATED	18	8	-56%
DISTURBANCE	7	3	-57%
MISSING PERSON	6	2	-67%
OTHER	2	0	-100%
SHOOTING	1	0	-100%
VIOL. RESTRAINING ORDER	5	0	-100%
EXTRA PATROL REQUEST	0	1	NC
PROMISCUOUS SHOOTING	0	3	NC
SUSPECT CONTACT	0	1	NC
<b>Grand Total</b>	<b>526</b>	<b>534</b>	<b>2%</b>

Increase

Decrease

NC = Not Calculable. A percentage difference is not calculable when the older value equals 0, as the newer value cannot divide into 0.

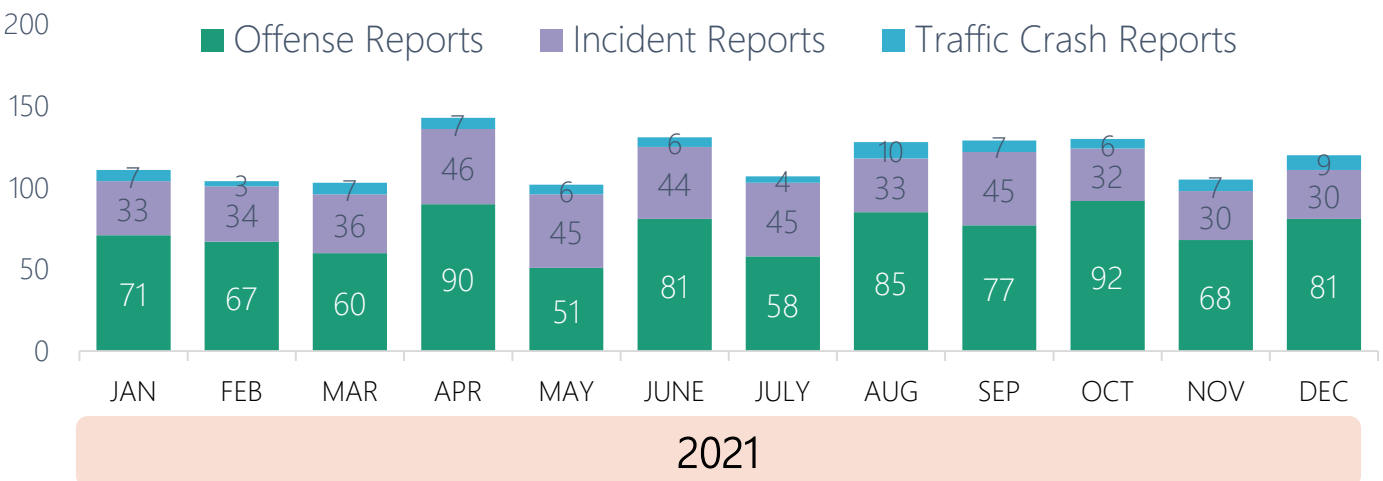


## Self-Initiated Call Types

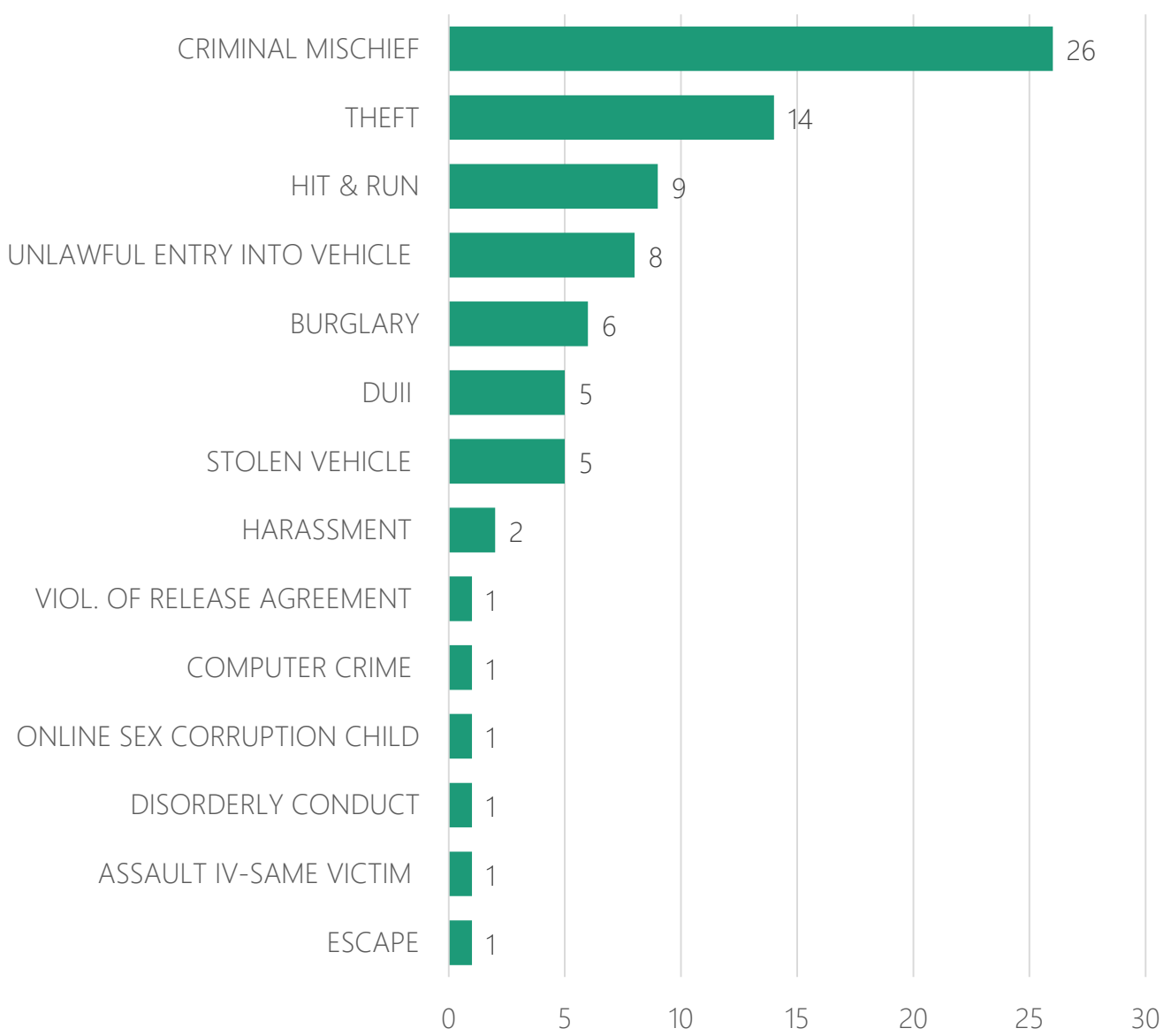
Self-Initiated Call Type	December		% Difference
	2020	2021	
TRAFFIC CRASH	2	4	100%
ASSIST PUBLIC	22	31	41%
THEFT	1	1	No change
THREAT/HARASSMENT	1	1	No change
TRAFFIC STOP	152	129	-15%
ABANDONED VEHICLE / PROPERTY	6	5	-17%
TRAFFIC / PARKING COMPLAINT	6	5	-17%
HAZARD	2	1	-50%
RECOVERED STOLEN VEHICLE	3	1	-67%
SUSPICIOUS VEHICLE STOP	83	26	-69%
SUBJECT STOP	14	4	-71%
SUSPICIOUS CIRCUMSTANCES / PERSON / VEHICLE	4	1	-75%
PREMISE CHECK	51	7	-86%
ANIMAL COMPLAINT	2	0	-100%
DISTURBANCE	1	0	-100%
DOMESTIC DISTURBANCE	1	0	-100%
OTHER	2	0	-100%
SEX CRIMES	1	0	-100%
STOLEN VEHICLE	1	0	-100%
BEHAVIORAL HEALTH INCIDENT	0	2	NC
BURGLARY	0	1	NC
EXTRA PATROL REQUEST	0	2	NC
FRAUD	0	1	NC
HIT & RUN	0	1	NC
JUVENILE RELATED	0	2	NC
SUSPECT CONTACT	0	3	NC
WARRANT SERVICE	0	7	NC
DETAIL	0	22	NC
<b>Grand Total</b>	<b>355</b>	<b>257</b>	<b>-28%</b>

NC = Not Calculable. A percentage difference is not calculable when the older value equals 0, as the newer value cannot divide into 0.

### Monthly Reports Written

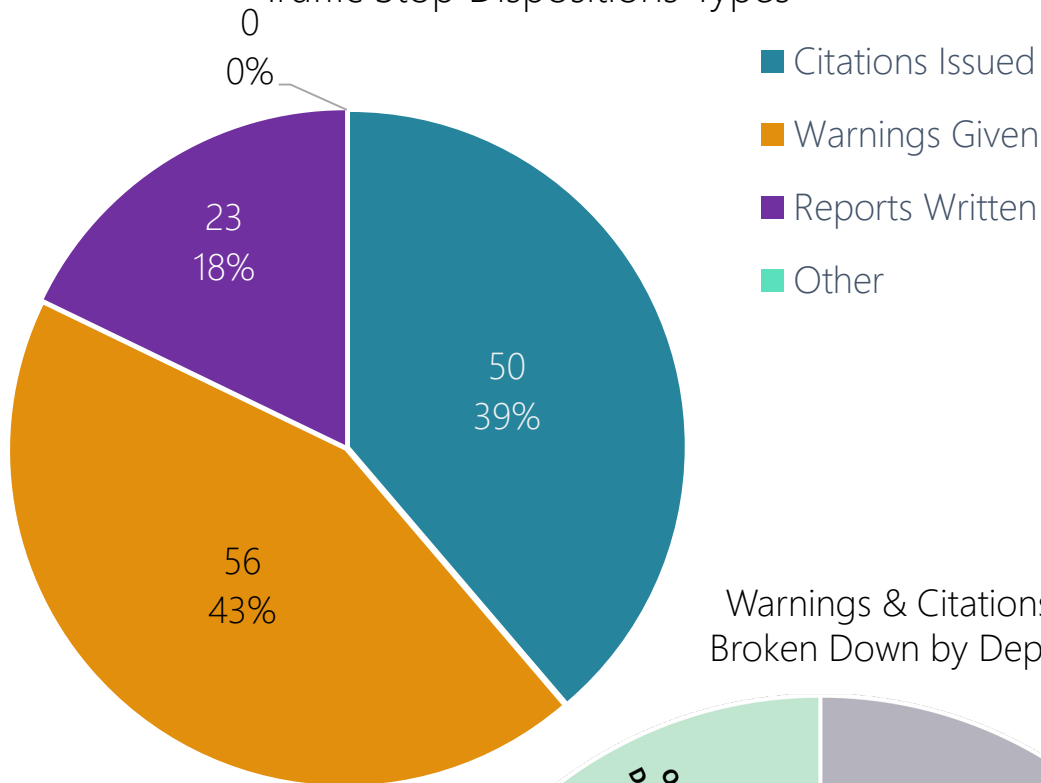


### Offense Reports Written Breakdown by Top Charge

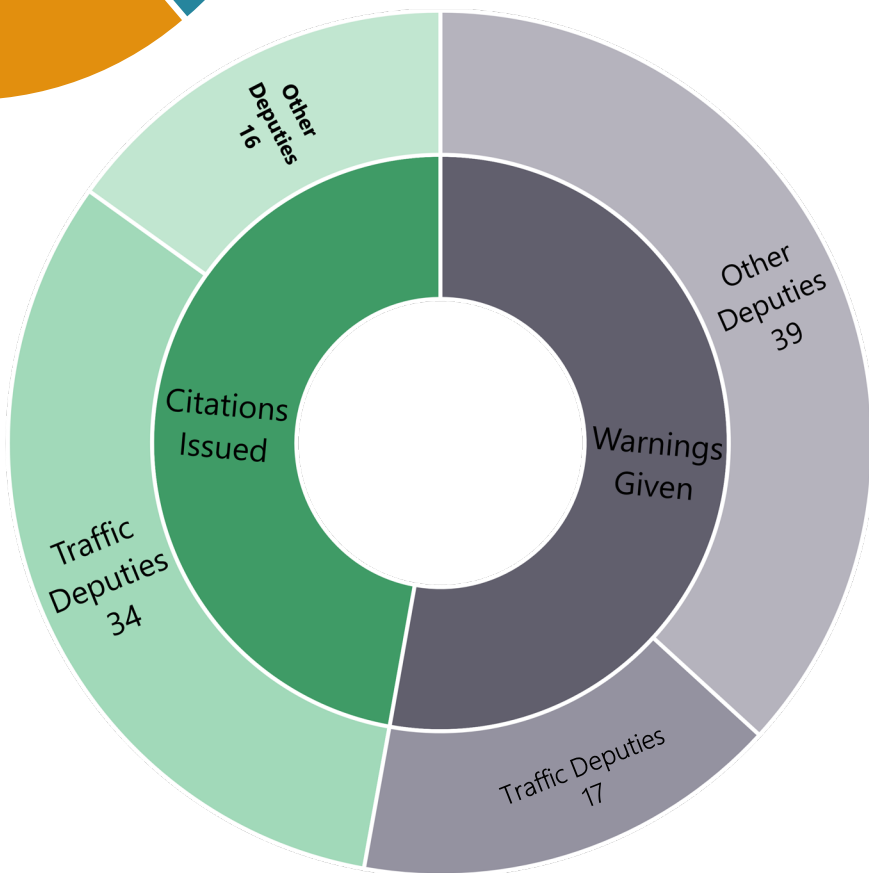


In December 2021, 129 traffic stops were made within the city limits, resulting in 50 citations issued, 56 warnings given, and 23 offense/incident reports created. Of the 50 citations issued, 75 violations were included (see next slide).

Traffic Stop Dispositions Types

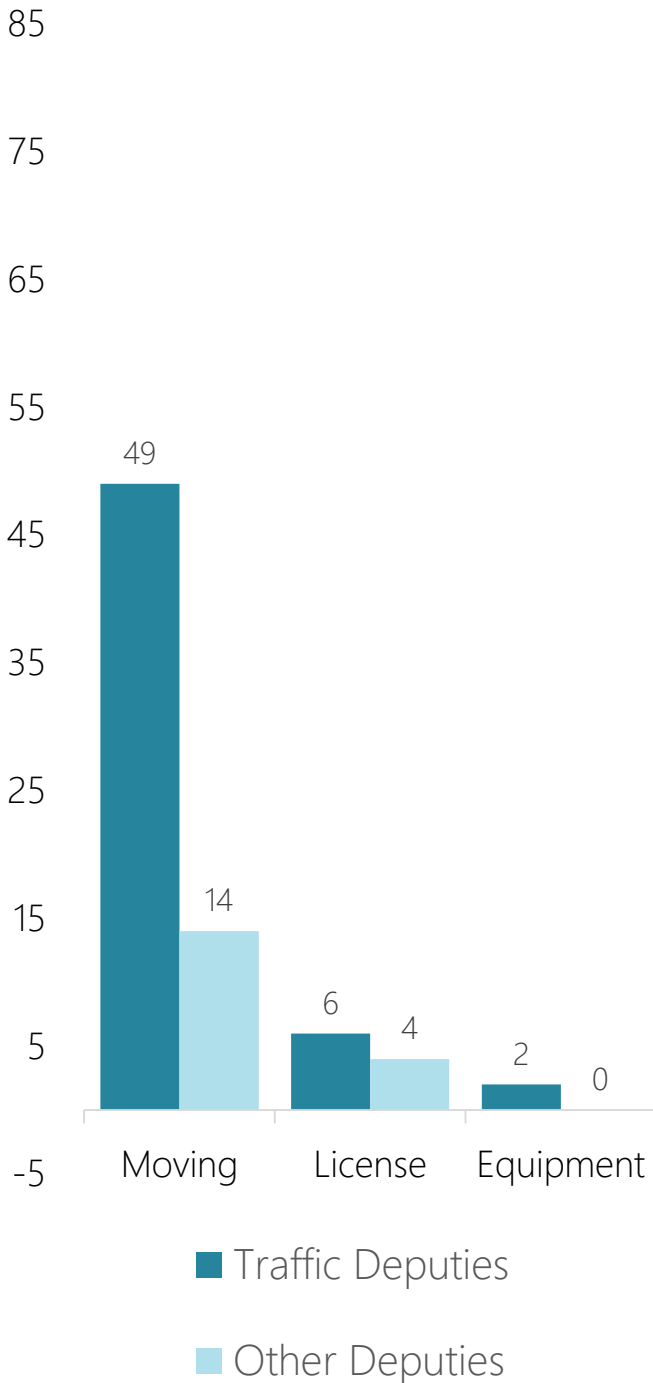


Warnings & Citations Issued Broken Down by Deputy Type

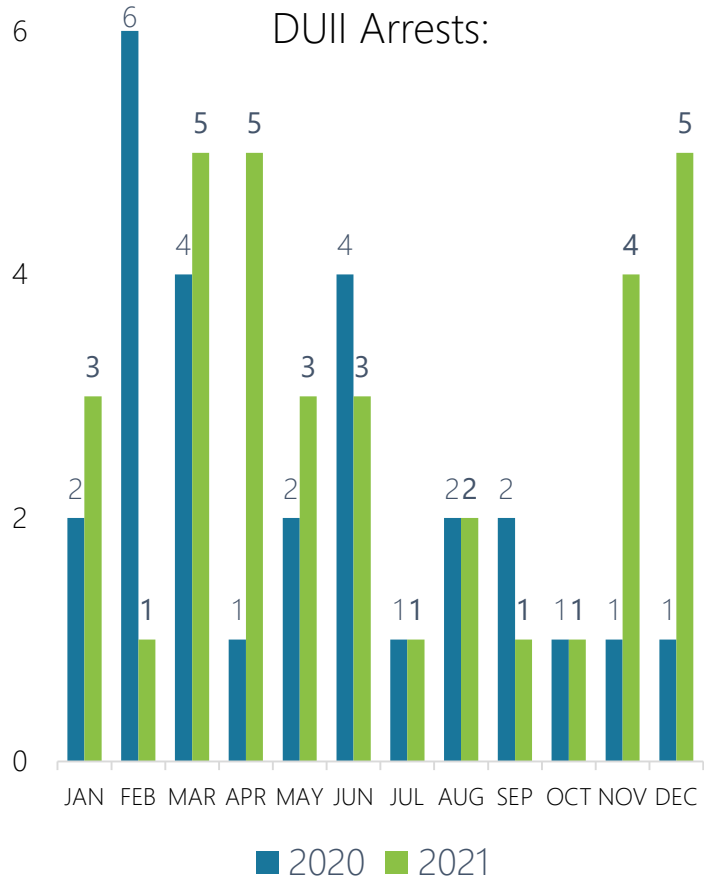


### Citation Types Issued:

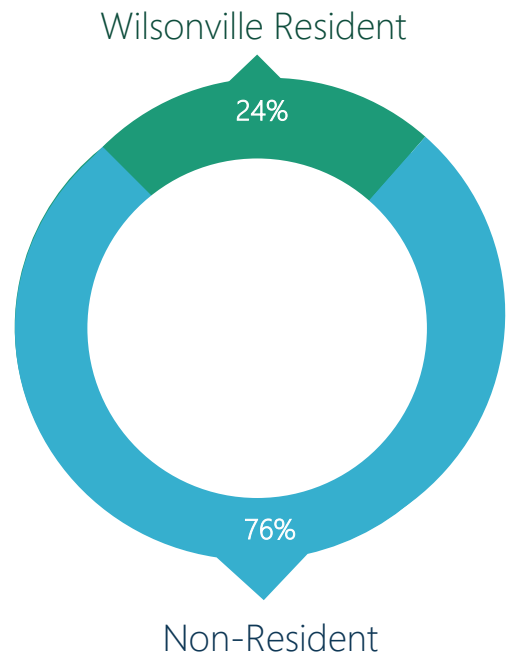
Of the 50 citations issued, 75 violations were included in the following types:



### DUII Arrests:



### Driver's Residency of Traffic Stop Subject (according to DL):



Map #	Case	Date	Address
1	21-026386	Dec 04	SW PARKWAY AVE & SW XEROX DR
2	21-026468	Dec 06	SW WILSONVILLE RD & SW BROWN RD
3	21-026702	Dec 08	SW WILSONVILLE RD & SW KOLBE LN
4	21-027624	Dec 20	SW TOWN CENTER LOOP W & SW WILSONVILLE RD
5	21-027781	Dec 21	29605 SW KINSMAN RD
6	21-027801	Dec 21	10475 SW WILSONVILLE RD
7	21-027955	Dec 23	SW WILSONVILLE RD & I5 FWY NB
8	21-028122	Dec 26	30300 SW BOONES FERRY RD
9	21-028530	Dec 31	SW WILSONVILLE RD & SW BROWN RD

## Map of Traffic Crash Reports

