

City of Wilsonville Police

VOLUME 2 | ISSUE 11 | PUBLISHED DECEMBER 10, 2019 | **November 2019**

A life was saved on Sunday, November 24 when officers responded to a 9-1-1 call regarding a citizen who had overdosed on heroin. Deputies Ben Wiley and Josh Eagle arrived in under one minute, located the unconscious person, and after quickly assessing what had happened, administered NARCAN, a nasal spray used in cases of opioid overdose.

The patient was transported immediately to an area-hospital and expected to make a full recovery.

All Clackamas County deputies and officers carry doses of nasal NARCAN.



Deputy Van Wormer, the Traffic Car officer for Wilsonville Police, along with members from local agencies and ODOT, executed an operation on November 13 that targeted unlicensed moving companies. During the past year, we've taken reports from several residents who had property damaged or stolen by unlicensed companies, or extra money demanded of them before their possessions were handed over. Citations issued as a result of this enforcement included failure to obtain a commercial transportation certificate, driving uninsured, expired registrations, and drug possession.



On November 15, Wilsonville Police responded to a homicide on SW Boberg Rd, at Heritage Specialty Foods. The suspect, Camilo Santiago Santiago, was quickly identified and tracked to a neighboring community, where he was arrested and taken into custody. He was charged with Murder and Felon in Possession of a Firearm.

We appreciate the many area-agencies that helped where needed on scene, interviewing witnesses, or gathering information. Our thoughts are with the victim's, Carl Helinger, family, friends, and coworkers. Our lead on this case is Detective Corey Alexander.

Wilsonville November 2019



City of Wilsonville Police Department

30000 SW Town Center Loop E
Wilsonville, OR 97070

In Partnership with



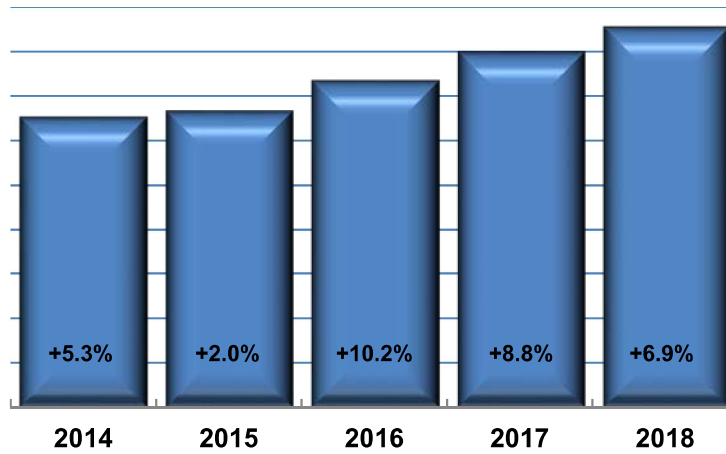
**Clackamas County
Sheriff's Office**

Monthly Summary

During November 2019, the Clackamas County Sheriff's Office provided law enforcement service to the City of Wilsonville on a 24 hour a day basis. During this time deputies assigned to Wilsonville responded to 579 calls for service, which was an average of 19.3 calls a day.

Below is a chart showing the number of calls for service in the City during the last 5 years.

<u>Year</u>	<u>Number of Calls</u>	<u>Monthly Average</u>	<u>Daily Average</u>
2014	6,558	546.5	18.0
2015	6,689	557.4	18.3
2016	7,369	614.1	20.2
2017	8,021	668.4	22.0
2018	8,571	714.3	23.5



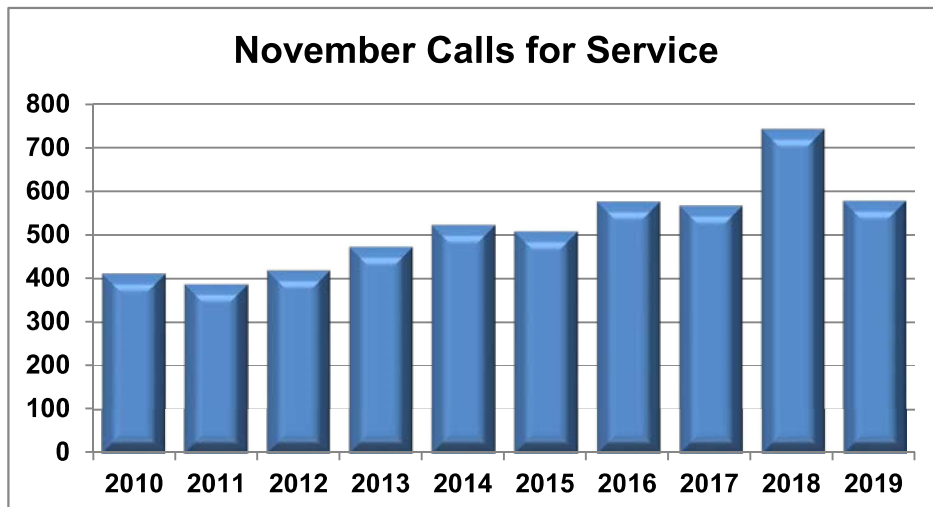
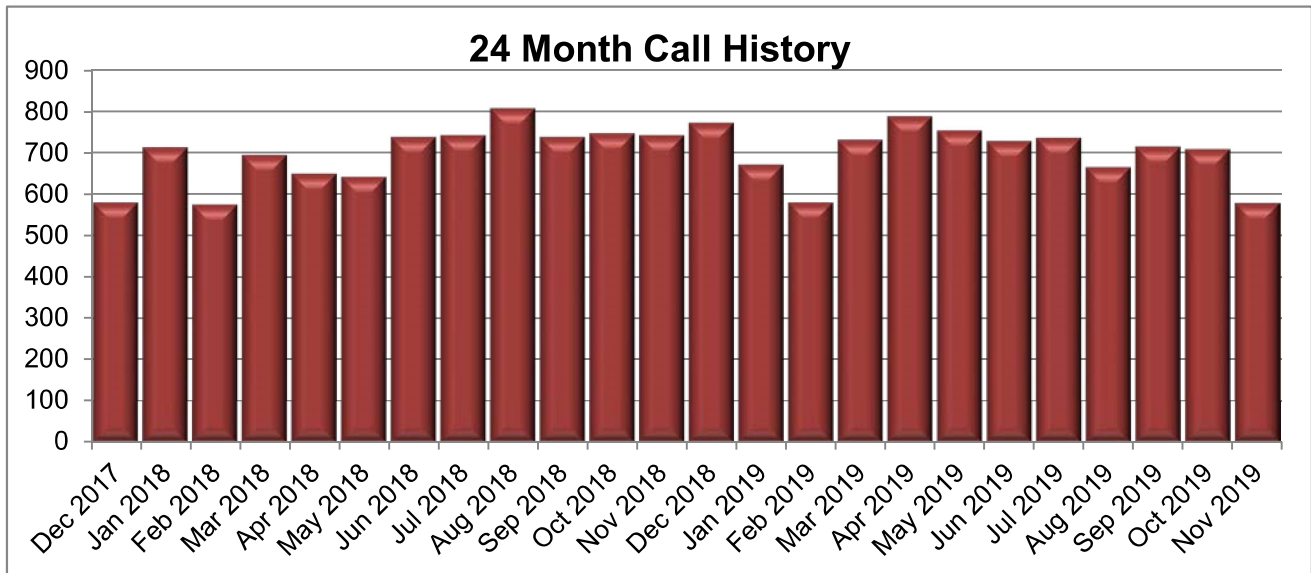
An overall look at the shift activity shows the following percentages of calls taken, traffic stops made and reports written for November.

	<u>Percentage of Calls Taken</u>	<u>Percentage of Traffic Stops</u>	<u>Percentage of Reports Written</u>
Graveyard	21.2%	39.8%	19.9%
Day Shift	42.8%	29.4%	49.3%
Swing Shift	35.9%	30.8%	30.8%



Calls for Service

Number of Calls Per Shift	November 2019	November 2018	Monthly Average 2018
Graveyard (2100-0700)	123	173	139.6
Day Shift (0700-1700)	248	342	336.3
Swing Shift (1100-0300)	208	228	238.4
Monthly Total	579	743	714.3
Daily Average	19.3	24.8	23.5



Types of Calls

This chart shows the types of calls for service during the month. These calls do not reflect actual criminal activity. In some cases the call was dispatched as a particular type of incident, but it was later determined to be of a different nature.

Type of Call	November 2019	November 2018	2018 Monthly Avg.
Alarm	65	61	67.4
Assist Public	31	43	48.7
Suspicious Person	31	26	34.7
Traffic Crash	31	35	32.8
Parking Complaint	28	37	49.8
Theft	28	101	53.3
Welfare Check	23	33	32.8
Domestic Disturbance	22	32	27.0
Suspicious Circumstances	22	28	16.1
Threat / Harassment	22	29	25.8
Assist Agency	21	31	34.3
Suspicious Vehicle	21	14	20.8
Fraud	20	15	17.7
Unwanted / Trespass	20	20	19.8
Behavioral Health Incident	19	6	9.8
Criminal Mischief	16	14	9.8
Traffic Complaint	16	32	34.3
Property Investigation	13	12	17.8
Juvenile Problem	11	8	17.9
Runaway	11	4	2.8
Animal Complaint	9	11	10.5
Fire Services	9	9	10.8
Hazard	9	8	9.5
Burglary	6	4	5.3
Disturbance	6	8	8.1
Suicide Attempt / Threat	6	15	10.4
Assault	5	6	4.6
Noise Complaint	5	10	8.9
Stolen Vehicle	5	9	6.3
Viol. Restraining Order	5	3	2.6
Provide Information	4		3.8
Unknown / Incomplete	4	7	8.1
Abandoned Vehicle	3	1	4.5
Missing Person	3	5	3.3
Sex Crimes	3	4	2.2
Vice Complaint	3	5	5.3
Open Door / Window	2	4	3.6
Promiscuous Shooting	2		1.1
Recovered Stolen Vehicle	2		1.7
Death Investigation	1	1	1.7
Prowler	1		0.6
Robbery	1	1	1.2
Shooting	1	1	0.3
Extra Patrol Request		3	2.3
Minor in Possession		1	0.9
Other	13	46	24.0
Total Calls:	579	743	714.3

Median Response Times to Dispatched Calls

	All Calls	Priority 1 & 2 Calls
Input to Dispatch (Time call was on hold)	Minutes	Minutes
Dispatch to Arrival (Time it took the deputy to arrive after being dispatched)	Minutes	Minutes

Other / Self-Initiated Activity

Type of Call	November 2019	November 2018	2018 Monthly Avg.
Traffic Stop	364	322	387.2
Follow-Up Contact	95	87	95.5
Suspicious Veh. Stop	57	71	70.3
Premise Check	52	17	20.7
Subject Stop	37	51	30.5
Detail	13	19	14.8
Warrant Service	11	9	9.3
Community Contact**	7		N/A
Suspect Contact	4	5	3.8
Traffic Detail**	2		N/A
Court			0.9
Foot Patrol			0.5
Meeting			1.2
Training			3.3
Total Calls:	642	581	637.9

*CCOM switched to a new dispatch CAD system on 03/13/18. The new system does not capture these call types.

** New call type

Reports Written

During November, 211 reports were written. 19.9% were written by the graveyard shift, 49.3% by the dayshift units and 30.8% were written by the swing shift units.

Type of Report	November 2019	November 2018	2018 Monthly Avg.
Theft	18	70	40.8
Criminal Mischief	14	8	8.1
Traffic Crash	12	18	12.6
Stolen Vehicle	6	5	4.2
Burglary	5	5	5.6
Assault	4	5	3.0
Drug Crimes	3	7	4.3
Identity Theft	1	2	3.3
Other Reports	148	86	90.6
Total Calls:	211	206	172.5

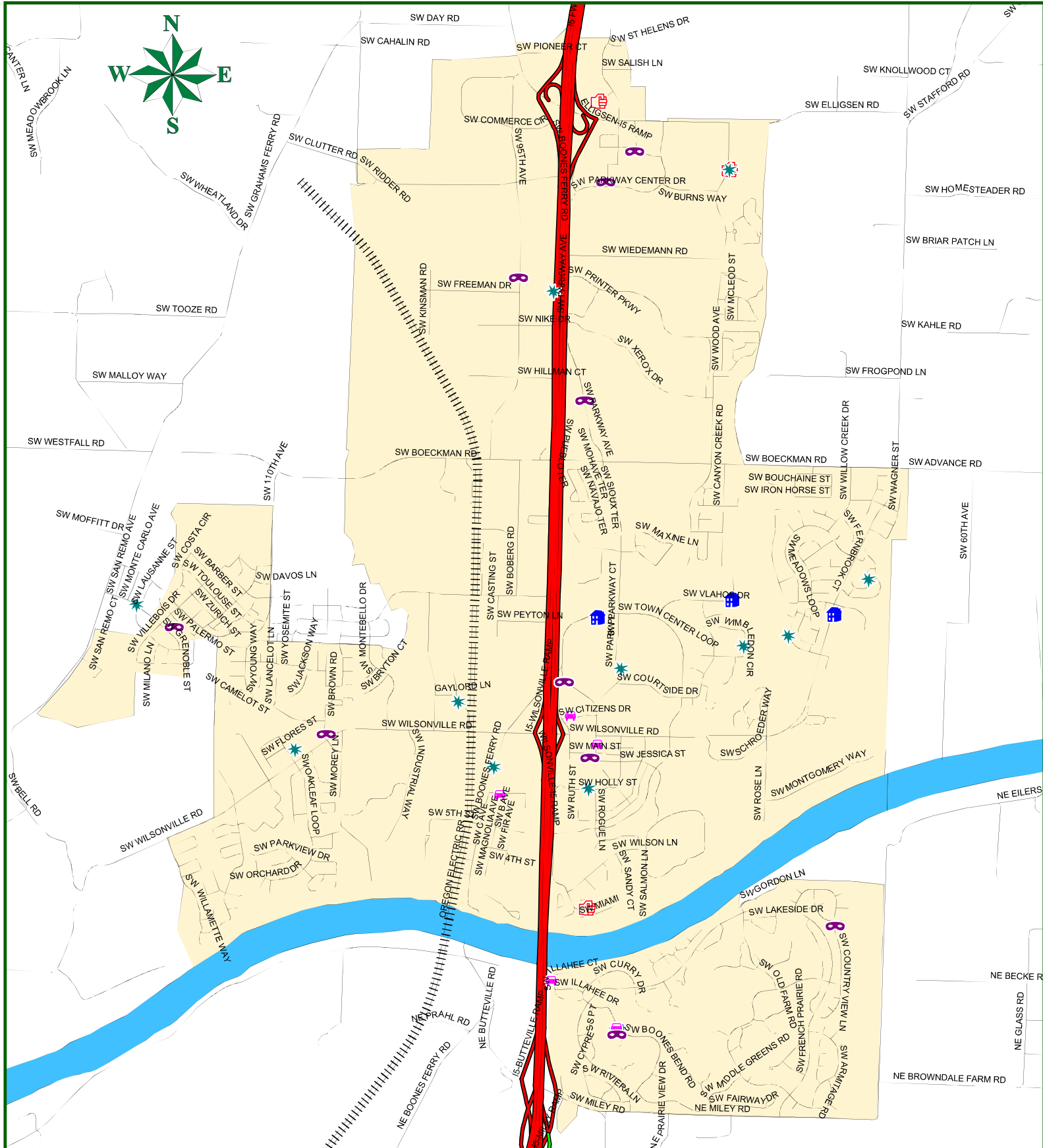
Shift Totals	November 2019	November 2018	2018 Monthly Avg.
Graveyard	42	30	25.1
Day Shift	104	108	89.5
Swing Shift	65	68	57.9



Wilsonville November 2019



- Assault
- Burglary
- Criminal Mischief
- Stolen Vehicle
- Theft

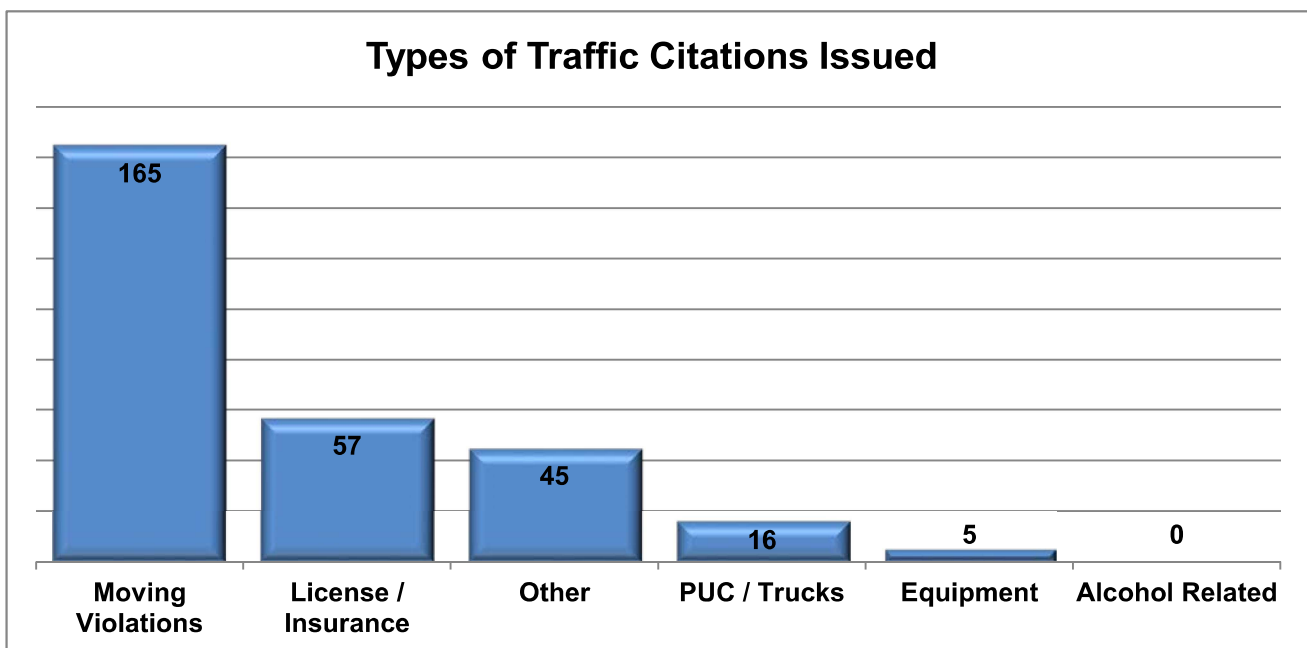
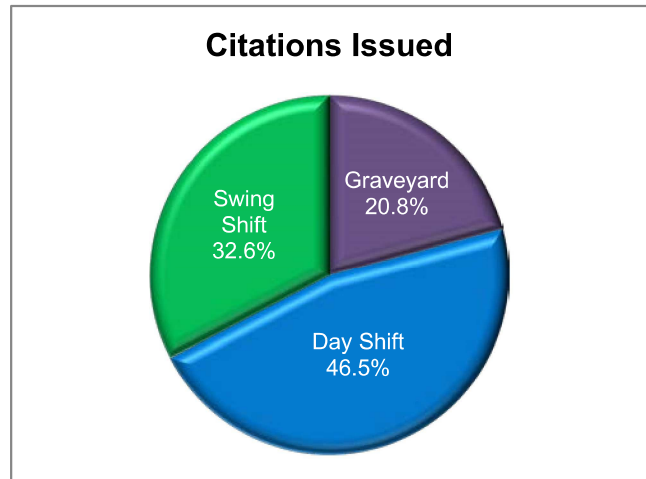


Traffic

During November 2019, 364 traffic stops were made in the City and 288 traffic citations were issued. Included in these totals are 142 traffic stops (39.0%) and 195 (67.7%) citations issued by the traffic deputies.

There were 3 arrests for Driving Under the Influence of Intoxicants (DUII).

Shift	Traffic Stops	Citations Issued
Graveyard	145	60
Day Shift	107	134
Swing Shift	112	94
Total:	364	288





Wilsonville Traffic Crashes November 2019

